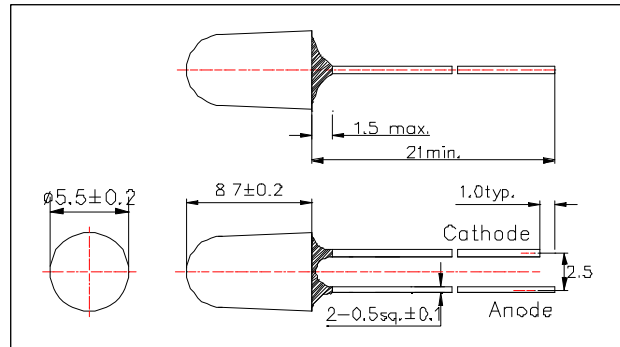


**L565-06U**  
High Bright Green LED Lamp

<Specifications>

- Chip Material: GaP
- Chip Dimension: 350um x 350um
- Number of Chips: 1pcs
- Peak Wavelength: 565nm typ.
- Package Type: Φ5mm Clear Molding
- Lead Frame: Soldered (Lead Free)
- Lens: Epoxy Resin

Outer Dimension (Unit:mm)



Absolute Maximum Ratings[Tc=25°C]			
Item	Symbol	Maximum Rated Value	Unit
Power Dissipation	PD	120	W
Forward Current	IF	50	A
Pulse Forward Current*	IFP	100	
Reverse Voltage	VR	5	V
Thermal Resistance	Rthja	380	K/W
Junction Temperature	Tj	120	°C
Operating Temperature	TOPR	-40 ~ +100	°C
Storage Temperature	TSTG	-40 ~ +100	°C
Soldering Temperature**	TSOL	265	°C

\* Duty 1% and Pulse Width=10us

\*\* Soldering condition must be completed within 3 second at 265°C.

Electro-Optical Characteristics[Ta=25°C]						
Item	Symbol	Condition	Min	Typ	Max	Unit
Forward Voltage	VF	IF=20mA		2.2	2.4	V
	VFP	IFP=100mA		3.0		
Total Radiated Power*	PO	IF=20mA		0.20		mW
		IFP=100mA		0.85		
Radiant Intensity**	IE	IF=20mA		2.0		mW/sr
		IFP=100mA		8.6		
Brightness	IV	IF=20mA		730		mcd
Luminous Flux	ΦV	IF=20mA		130		mlm
Peak wavelength	λP	IF=20mA	555		575	nm
Dominant Wavelength	λD	IF=20mA		570		nm
Half Width	Δλ	IF=20mA		28		nm
Viewing Half Angle	θ1/2	IF=20mA		± 3		deg

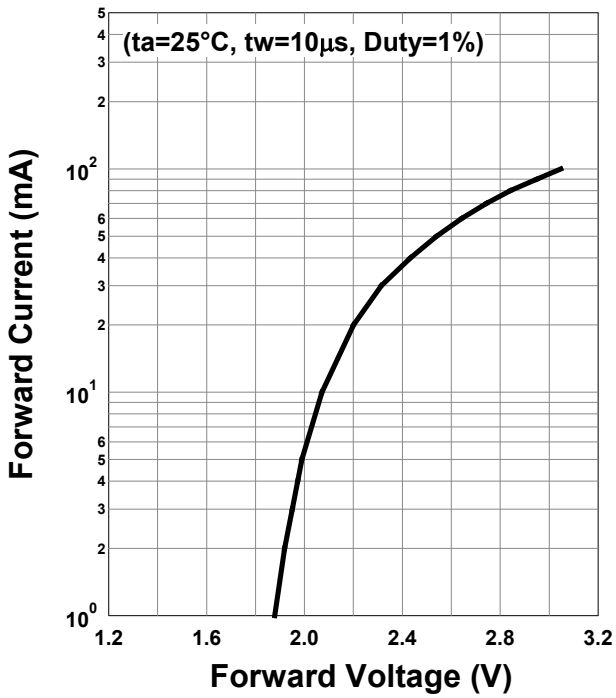
\* Measured by S3584-08

\*\* Measured by CIE127-2007 Condition B

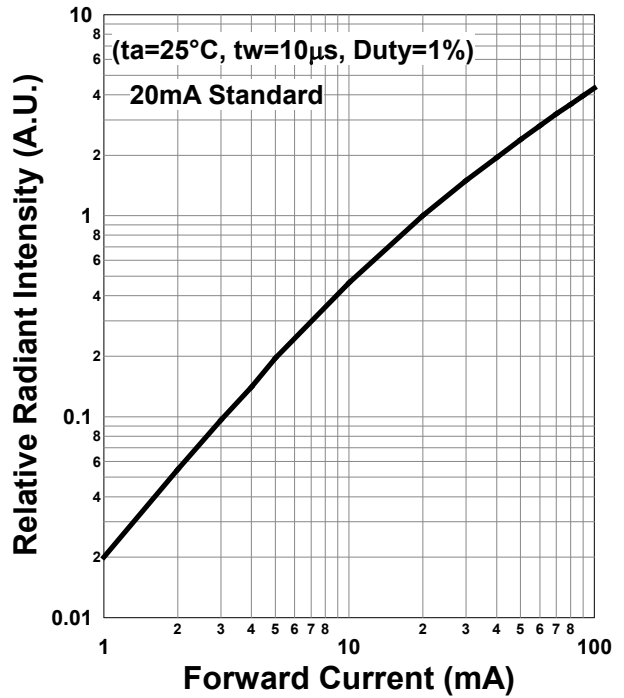


Typical Characteristic Curves

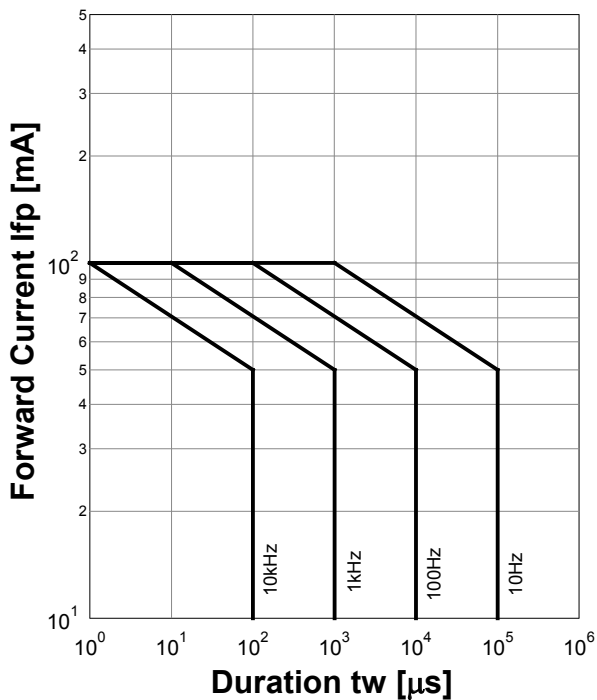
**Forward Current - Forward Voltage**



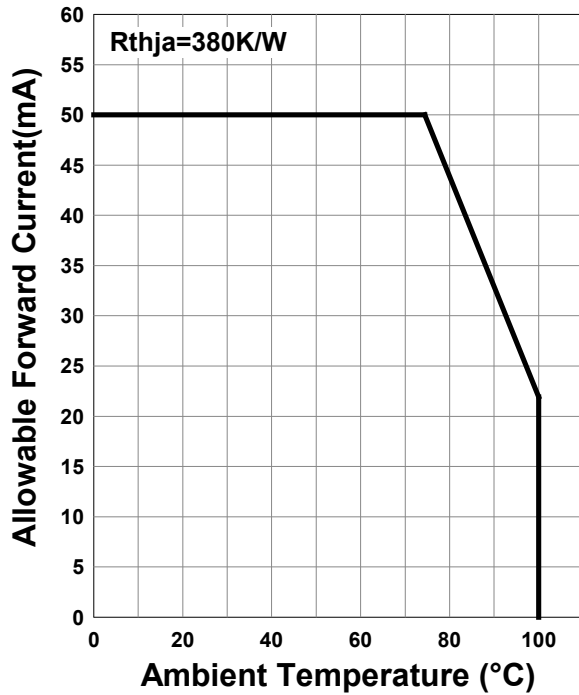
**Relative Radiant Intensity - Forward Current**

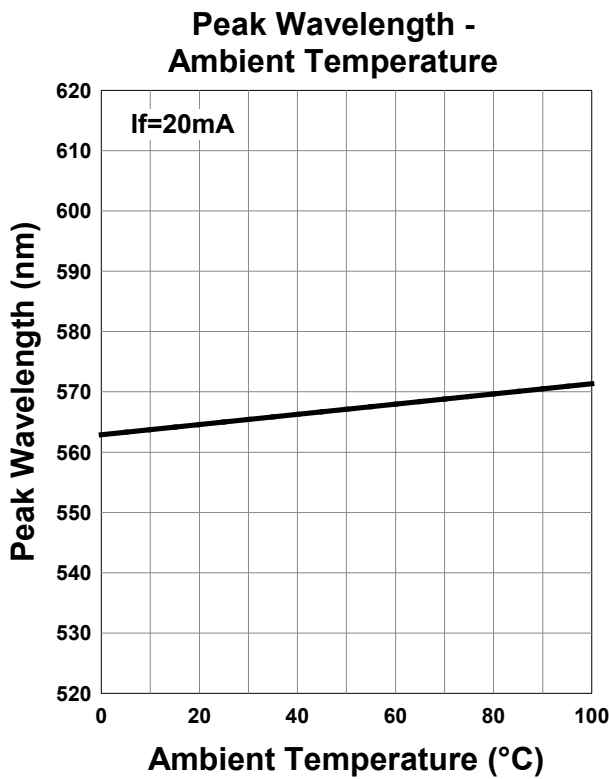
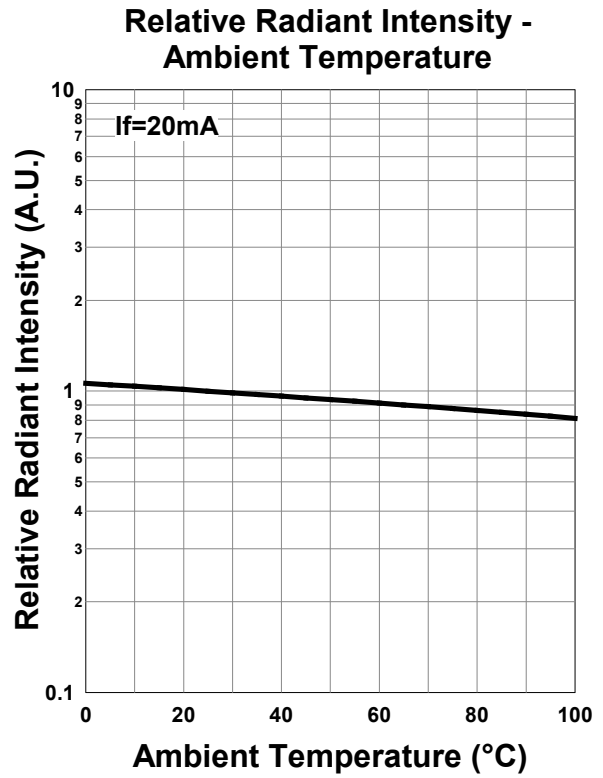
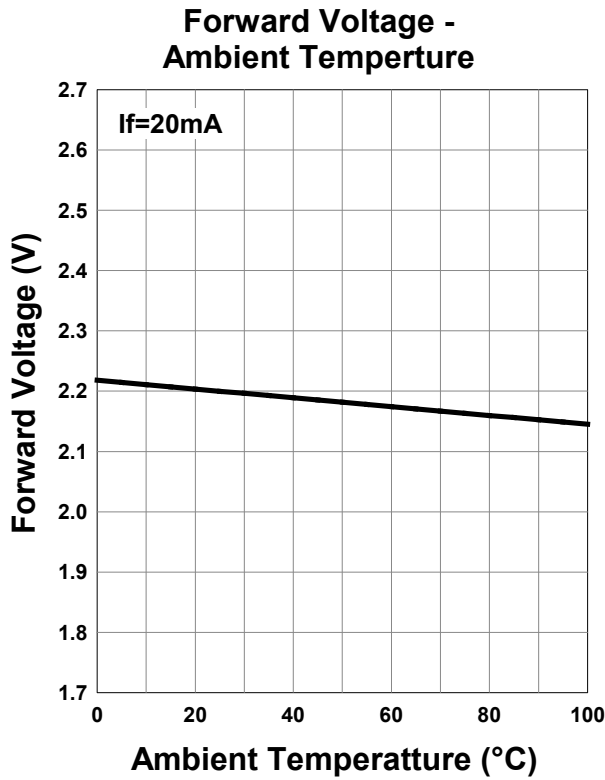


**Forward Current - Pulse Duration**

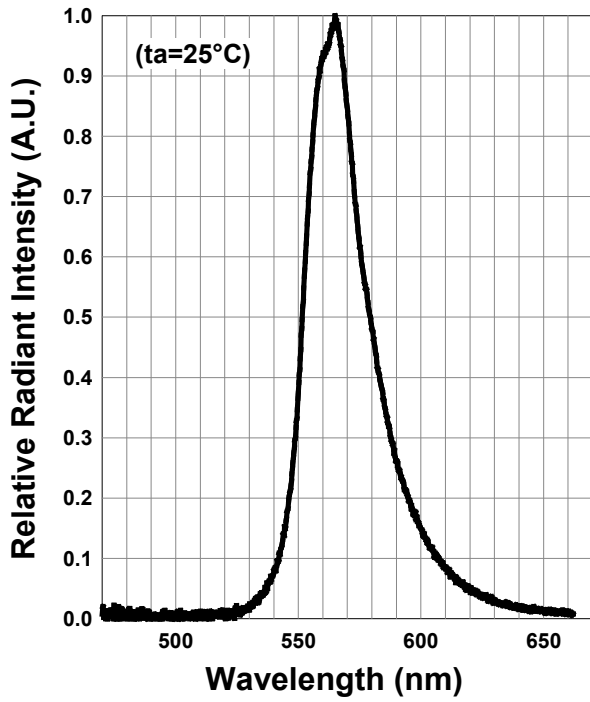


**Allowable Forward Current - Ambient Temperature**

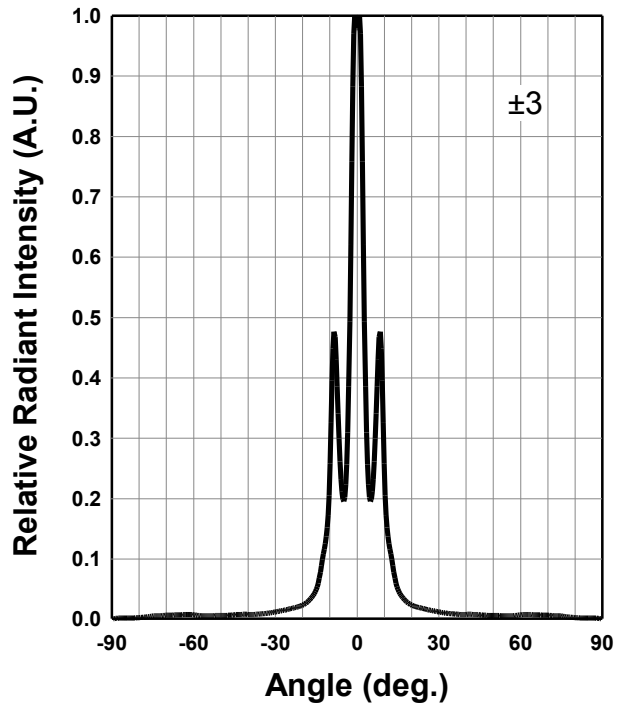




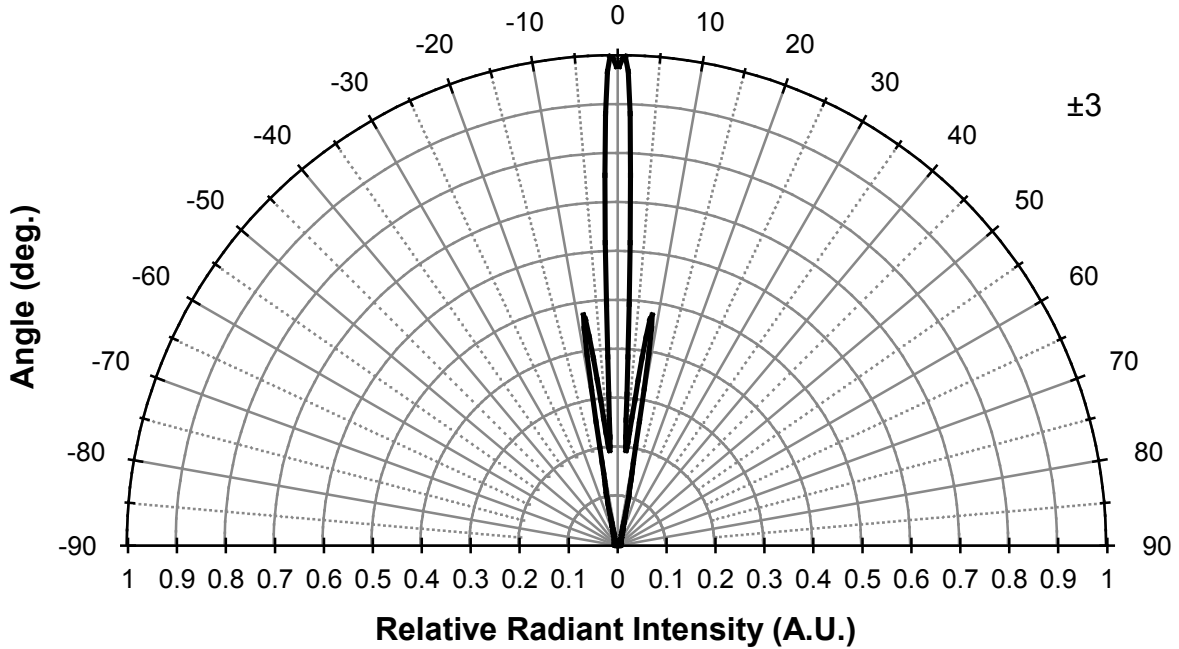
**Relative Spectral Emission**



**Radiation Characteristics**



**Radiation Characteristics**



**Disclaimer**

Product specifications and data shown in this product catalog are subject to change without notice for the purposes of improving product performance, reliability, design, or otherwise.

Product data and parameters in this catalog are typical values based on reasonably up-to-date measurements.

Product data and parameters may vary by user application and over time.

Products shown in this catalog are intended to be used for general electronic equipment. Products are not guaranteed for applications where product malfunction or failure may cause personal injury or death, including but not limited to life-supporting / saving devices, medical devices, safety devices, airplanes, aerospace equipment, automobiles, traffic control systems, and nuclear reactor control systems.