

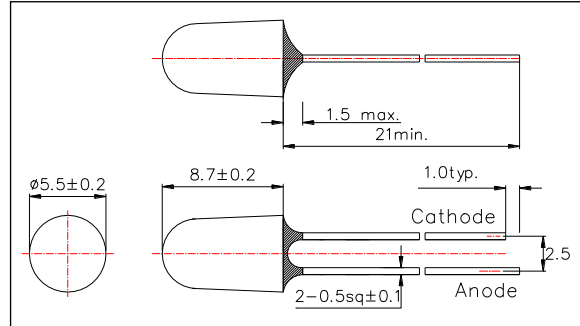
L645-06 Super Bright Red LED Lamp

L640-06 is an AlGaInP LED mounted on a lead frame with a clear epoxy lens. On forward bias, it emits a band of visible light that peaks 645nm.

<Specifications>

1. Product Name: Super Bright Red LED
2. Type Number: L645-06
3. Chip:
 - Chip material: AlGaInP
 - Peak Wavelength: 645nm typ.
4. Package
 - Type: Φ5mm Clear Molding
 - Resin Material: Epoxy Resin
 - Lead Frame: Soldered(Lead Free)

Outer Dimension (Unit:mm)



Absolute Maximum Ratings[Ta=25°C]			
Item	Symbol	Maximum Rated Value	Unit
Power Dissipation	PD	120	mW
Forward Current	IF	50	mA
Pulse Forward Current*	IFP	100	mA
Reverse Voltage	VR	5	V
Thermal Resistance	Rthja	170	K/W
Junction Temperature	Tj	120	°C
Operating Temperature	TOPR	-40 ~ +100	°C
Storage Temperature	TSTG	-40 ~ +100	°C
Soldering Temperature**	TSOL	250	°C

*Duty=1% and Pulse Width=10us

** Soldering condition must be completed within 5 second at 250°C.

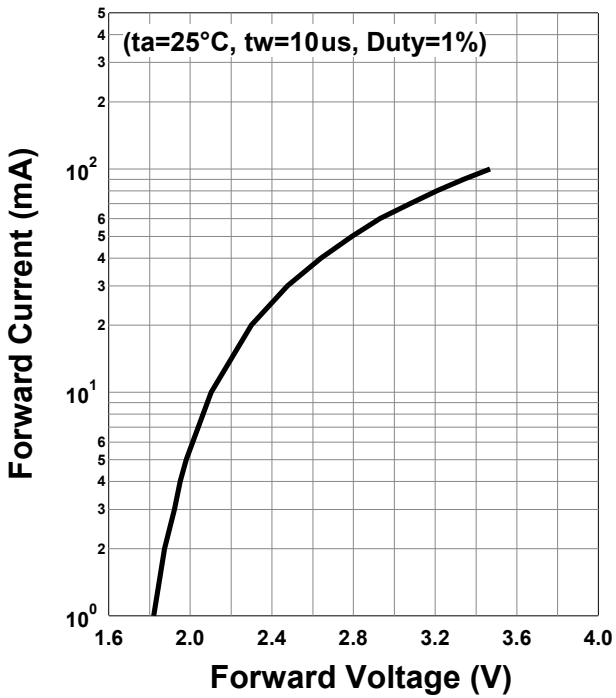
Electro-Optical Characteristics [Ta=25°C]						
Item	Symbol	Condition	Minimum	Typical	Maximum	Unit
Forward Voltage	VF	IF=20mA		2.3	2.4	V
	VFP	IFP=100mA		3.5		
Total Radiated Power*	PO	IF=20mA		11		mW
		IFP=100mA		55		
Radiant Intensity**	IE	IF=20mA		130		mW/sr
		IFP=100mA		650		
Brightness	IV	IF=20mA		13000		mcd
Luminous Flux	ΦV	IF=20mA		1500		mlm
Peak Wavelength	λP	IF=20mA	635	645	655	nm
Half Width	Δλ	IF=20mA		16		nm
Viewing Half Angle	θ1/2	IF=20mA		±3		deg
Rise Time	tr	IF=20mA		25		ns
Fall Time	tf	IF=20mA		20		ns

* Measured by S3584-08

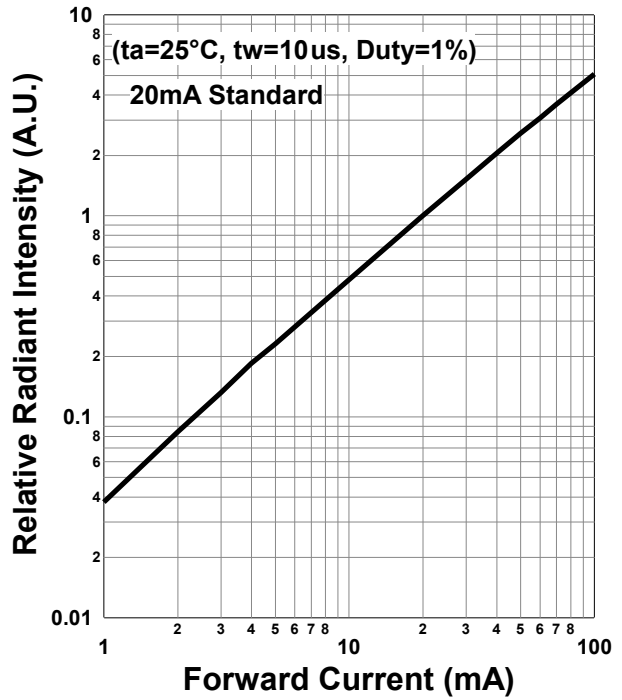
** Measured by CIE127-2007 Condition B



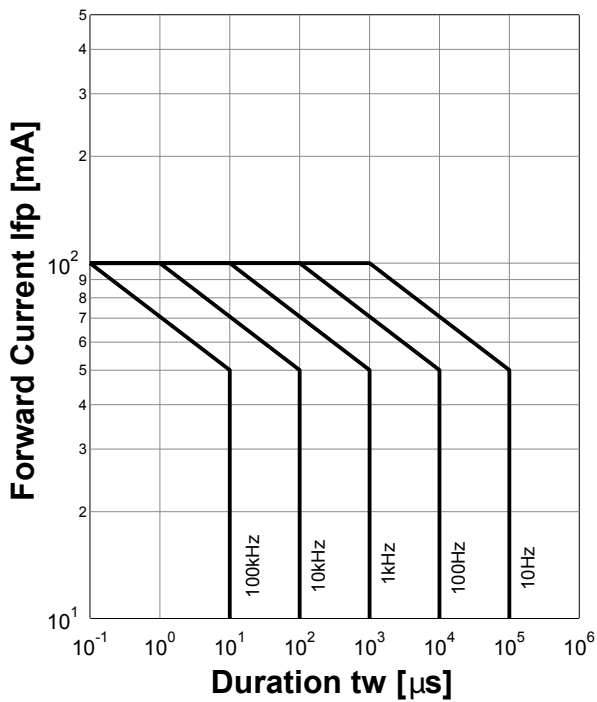
Forward Current - Forward Voltage



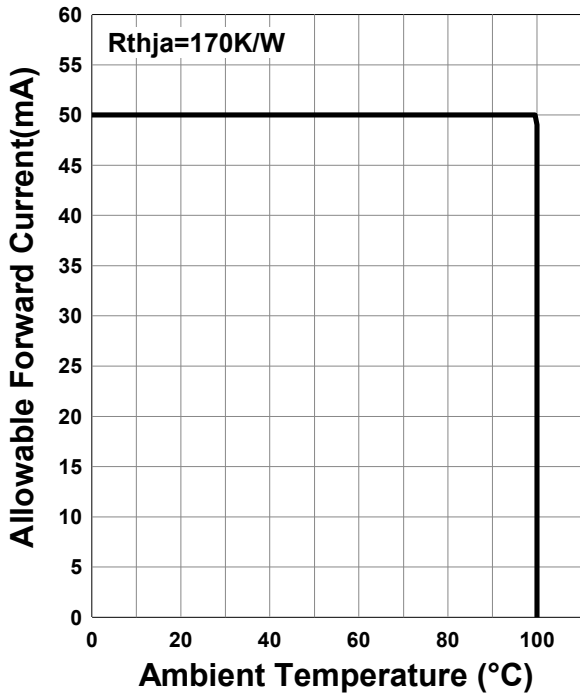
Relative Radiant Intensity - Forward Current

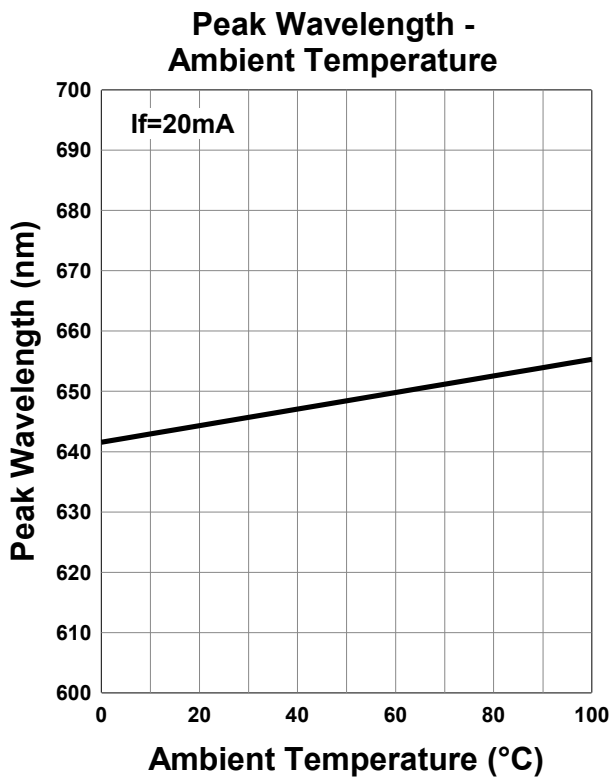
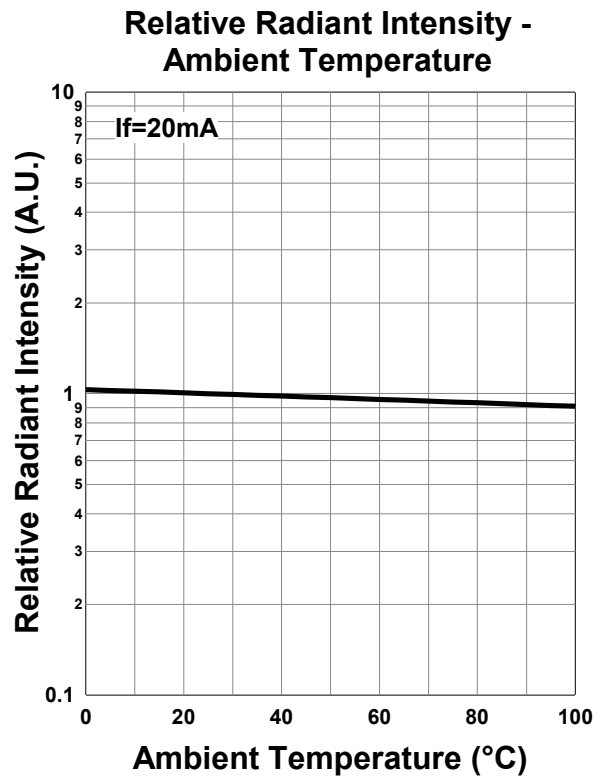
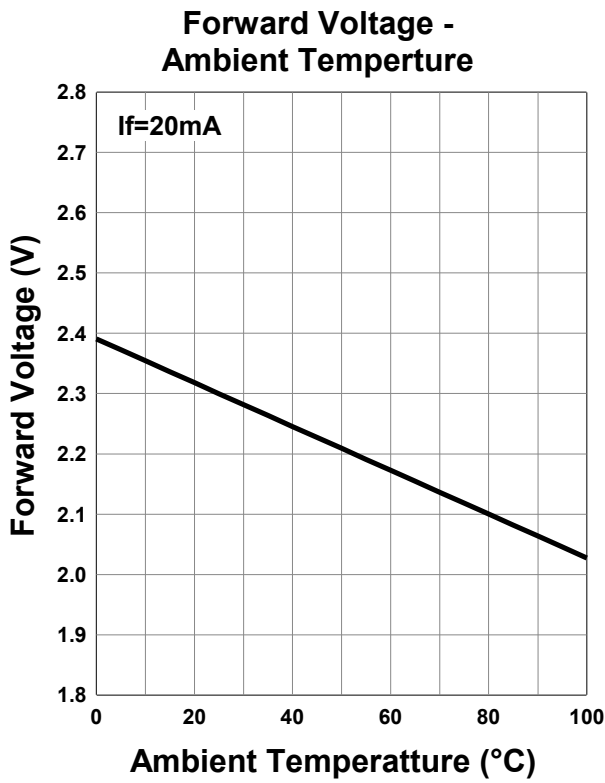


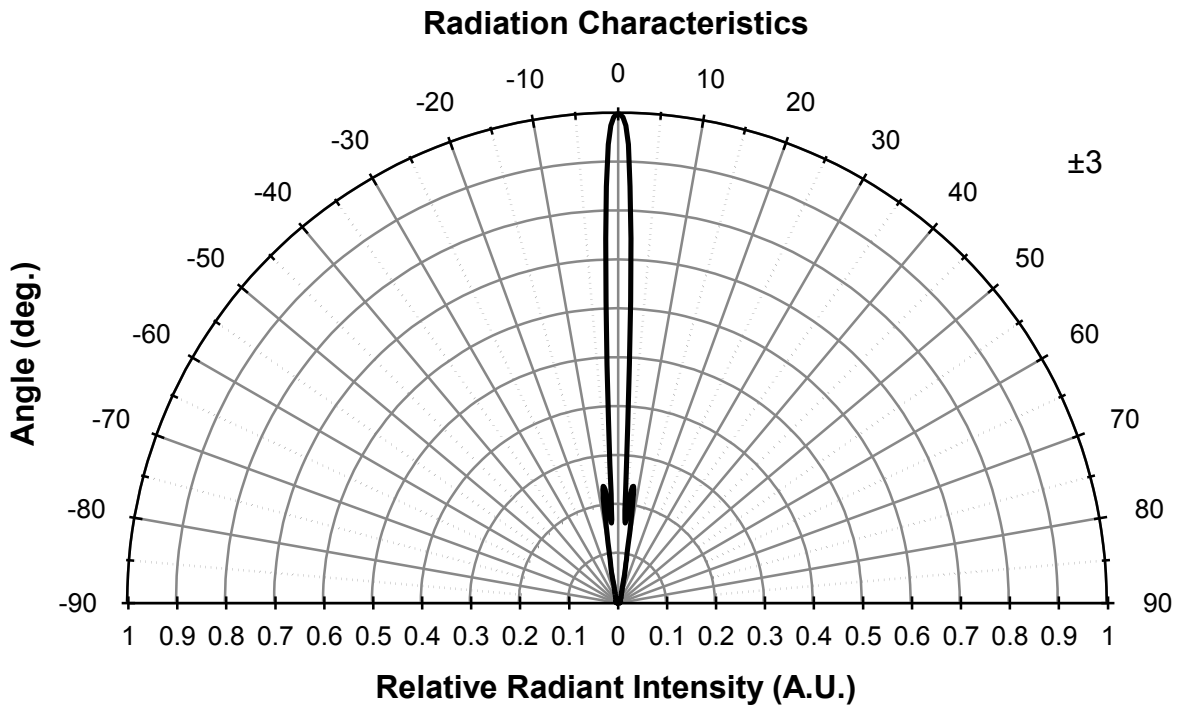
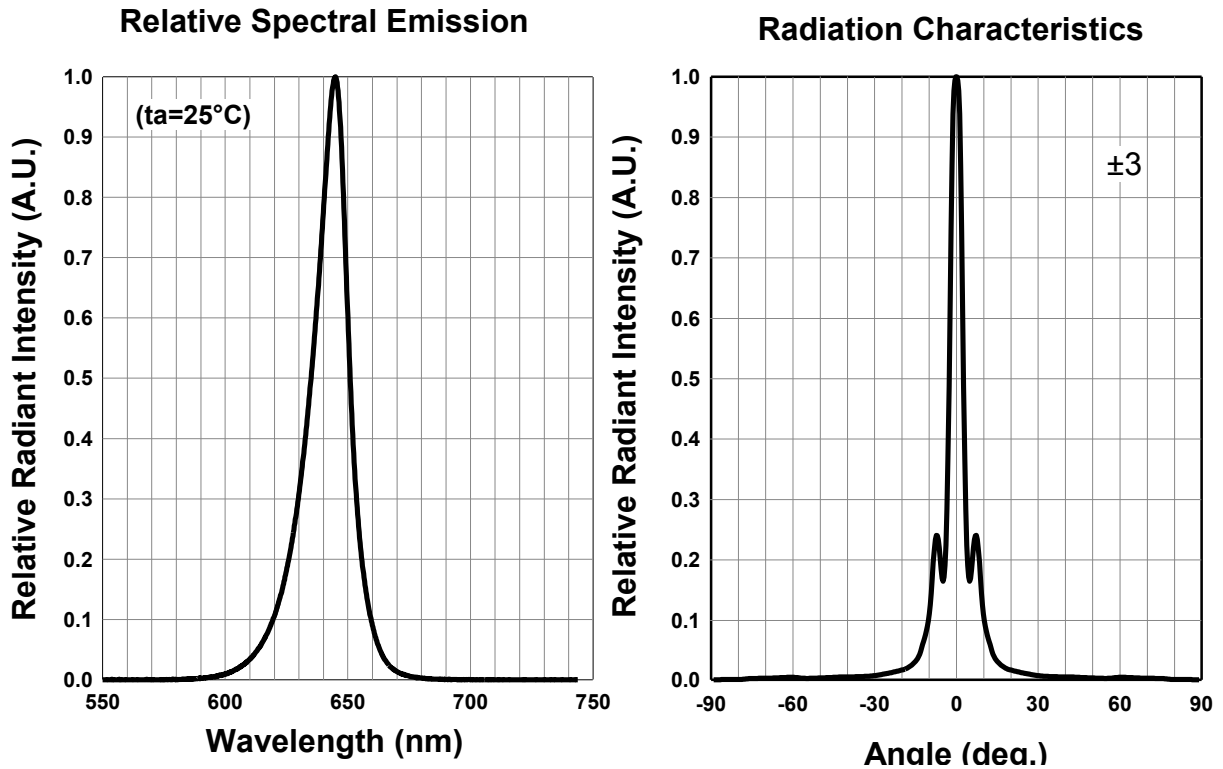
Forward Current - Pulse Duration



Allowable Forward Current - Ambient Temperature







Disclaimer

Product specifications and data shown in this product catalog are subject to change without notice for the purposes of improving product performance, reliability, design, or otherwise.

Product data and parameters in this catalog are typical values based on reasonably up-to-date measurements. Product data and parameters may vary by user application and over time.

Products shown in this catalog are intended to be used for general electronic equipment. Products are not guaranteed for applications where product malfunction or failure may cause personal injury or death, including but not limited to life-supporting / saving devices, medical devices, safety devices, airplanes, aerospace equipment, automobiles, traffic control systems, and nuclear reactor control systems.

2016.02