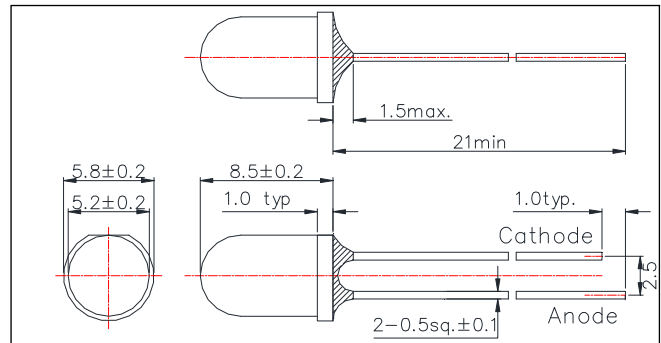


L405R-02
UV LED Lamp

<Specifications>

- Chip Material: INGaN
- Chip Dimension: 350um x 350um
- Number of Chips: 1pc
- Peak Wavelength: 405nm typ.
- Package Type: Φ5mm Clear Molding
- Lead Frame: Soldered (lead free)
- Lens: UV Resin

Outer Dimension (Unit:mm)



Absolute Maximum Ratings[Tc=25°C]			
Item	Symbol	Maximum Rated Value	Unit
Power Dissipation	PD	200	mW
Forward Current	IF	50	mA
Pulse Forward Current*	IFP	100	mA
Reverse Voltage	VR	5	V
Thermal Resistance	Rthja	200	K/W
Junction Temperature	Tj	120	°C
Operating Temperature	TOPR	-20 ~ +100	°C
Storage Temperature	TSTG	-20 ~ +100	°C
Soldering Temperature**	TSOL	265	°C

* Duty=1% and Pulse Width=10μs

** Soldering condition must be completed within 3 second at 265°C.

Electro-Optical Characteristics[Tc=25°C]						
Item	Symbol	Condition	Min	Typ	Max	Unit
Forward Voltage	VF	IF=20mA		3.3	4.0	V
	VFP	IFP=100mA		3.9		
Total Radiated Power*	PO	IF=20mA		18		mW
		IFP=100mA		69		
Radiant Intensity**	IE	IF=20mA		200		mW/sr
		IFP=100mA		770		
Peak Wavelength	λp	IF=20mA	400		410	nm
Half Width	Δλ	IF=20mA		19		nm
Viewing Half Angle	θ1/2	IF=20mA		±4		deg
Rise Time	tr	IF=20mA		10		ns
Fall Time	tf	IF=20mA		15		ns

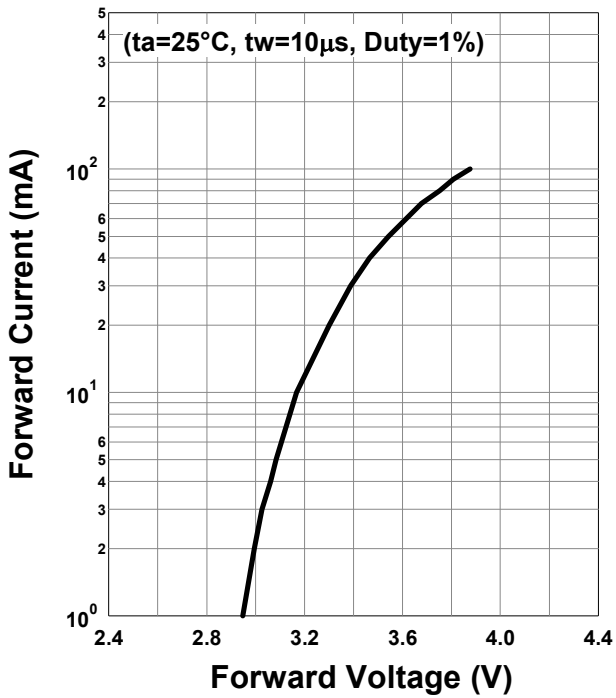
* Measured by S3584-08

** Radiant Intensity is measured by CIE127-2007 Condition B

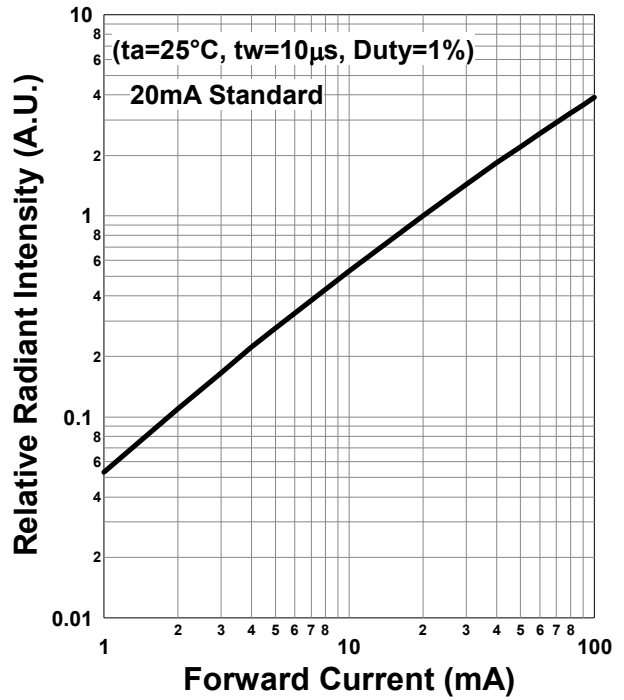


Typical Characteristic Curves

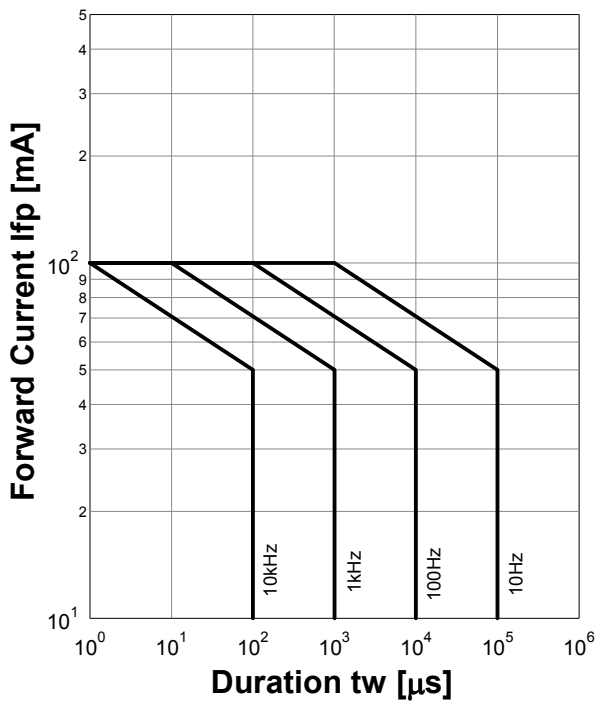
Forward Current - Forward Voltage



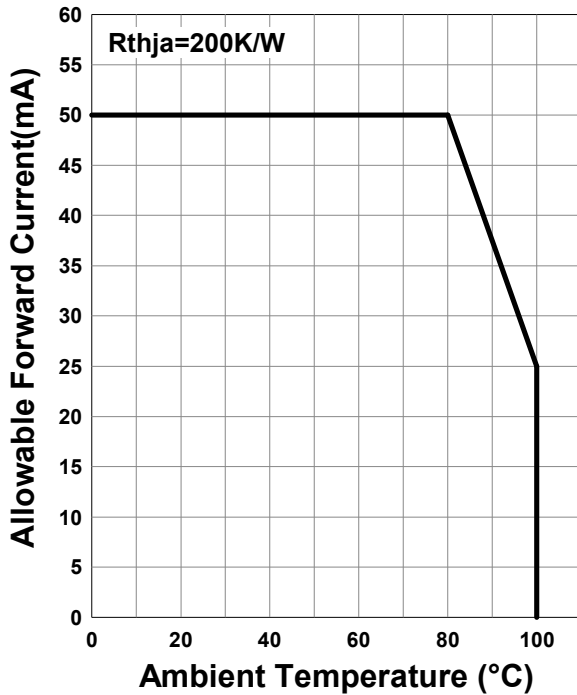
Relative Radiant Intensity - Forward Current



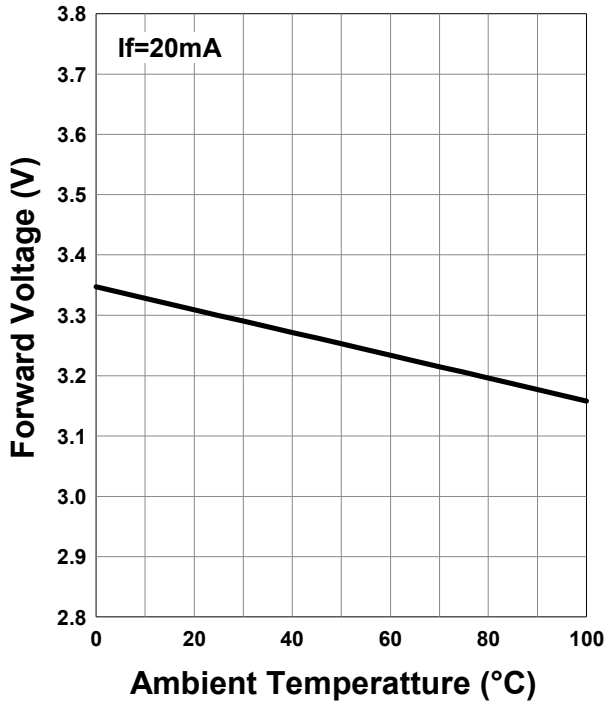
Forward Current - Pulse Duration



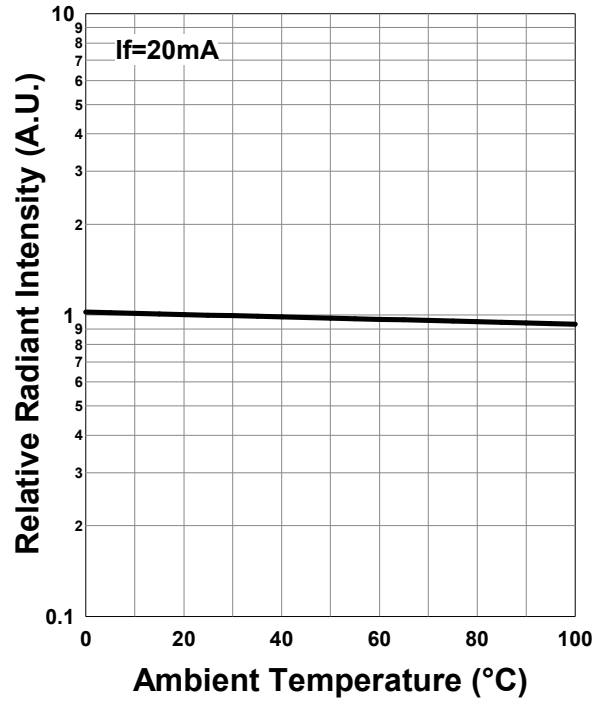
Allowable Forward Current - Ambient Temperature



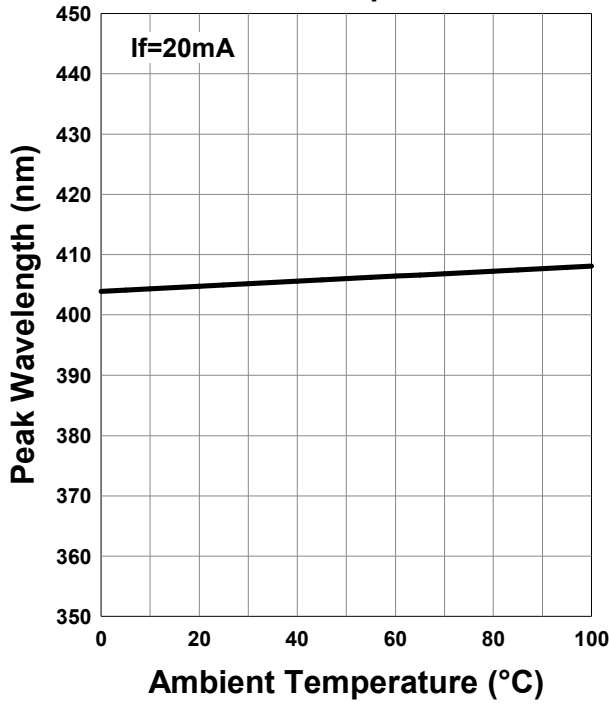
Forward Voltage - Ambient Temperature



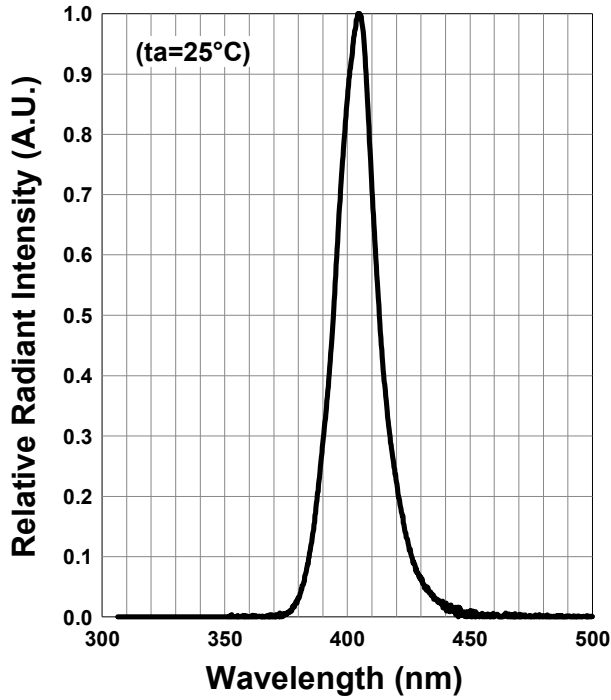
Relative Radiant Intensity - Ambient Temperature



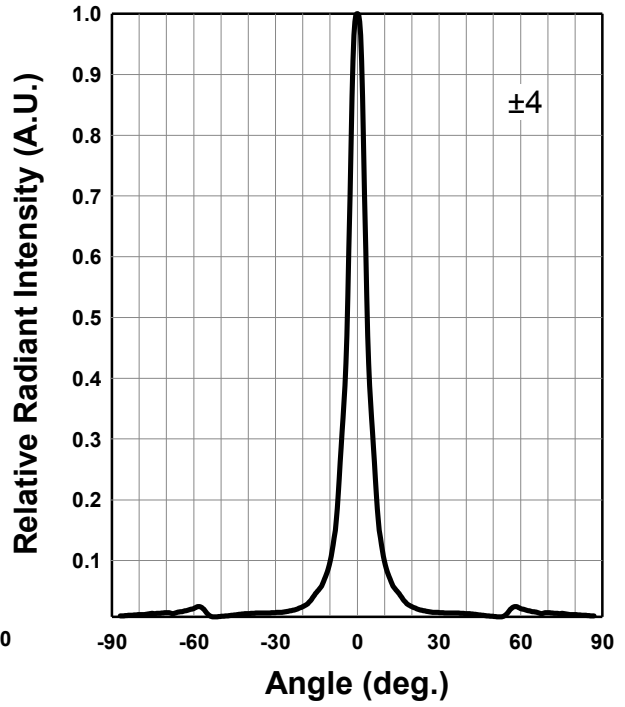
Peak Wavelength - Ambient Temperature



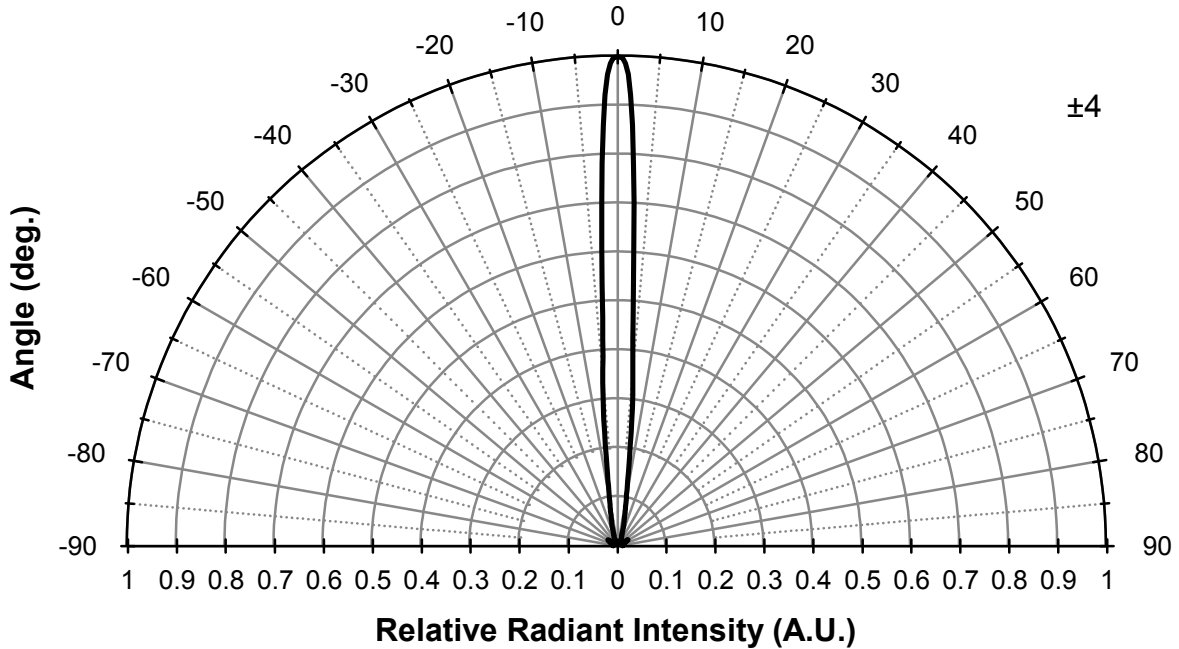
Relative Spectral Emission



Radiation Characteristics



Radiation Characteristics



Disclaimer

Product specifications and data shown in this product catalog are subject to change without notice for the purposes of improving product performance, reliability, design, or otherwise.

Product data and parameters in this catalog are typical values based on reasonably up-to-date measurements.

Product data and parameters may vary by user application and over time.

Products shown in this catalog are intended to be used for general electronic equipment. Products are not guaranteed for applications where product malfunction or failure may cause personal injury or death, including but not limited to life-supporting / saving devices, medical devices, safety devices, airplanes, aerospace equipment, automobiles, traffic control systems, and nuclear reactor control systems.