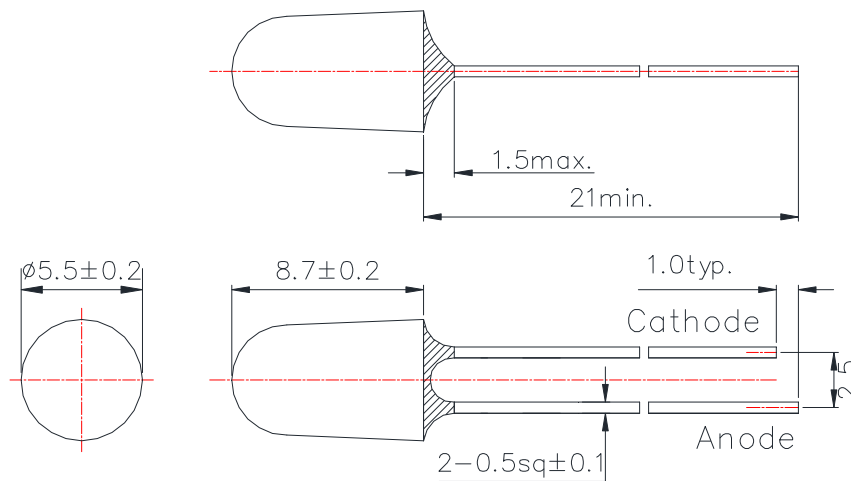


## Data Sheet

# L415R-06

UV LED Lamp

### Outline and Internal Circuit



(Unit : mm)

### Features

- Chip Material : InGaN
- Chip Dimension : 350um \* 300um
- Number of Chips : 1pce
- Peak Wavelength : 415nm typ.
- Package Type :  $\phi 5$ mm clear molding
- Lead Frame : Soldered (Lead Free)
- Lens : UV Resin

## Absolute Maximum Ratings (Tc=25°C)

Item	Symbol	Ratings	Unit
Power Dissipation	PD	200	mW
Forward Current	IF	50	mA
Pulse Forward Current	IFP	100	mA
Reverse Voltage	VR	5	V
Thermal Resistance	Rthja	200	K/W
Junction Temperature	Tj	120	°C
Operating Temperature	Topr	-20 ~ +100	°C
Storage Temperature	Tstg	-20 ~ +100	°C
Soldering Temperature	TSOL	265	°C

‡Pulse Forward Current condition : Duty 1% and Pulse Width=10us.

‡Soldering condition : Soldering condition must be completed with 3 seconds at 265°C.

## Optical and Electrical Characteristics (Tc=25°C)

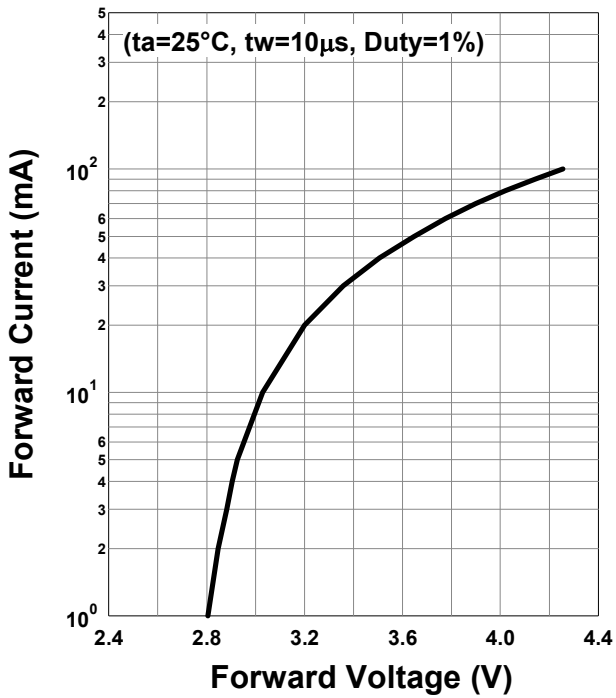
Parameter	Symbol	Min	Typ	Max	Unit	Test Condition
Forward Voltage	VF		3.2	3.8	V	IF=20mA
	VFP		4.3			IFP=100mA
Total Radiated Power	PO		27		mW	IF=20mA
			100			IFP=100mA
Radiant Intensity	IE		340		mW/sr	IF=20mA
			1200			IFP=100mA
Luminous Flux	ΦV		180		mlm	IF=20mA
Peak Wavelength	λp	405		425	nm	IF=20mA
Dominant Wavelength	λD		427		nm	IF=20mA
Half Width	Δλ		17		nm	IF=20mA
Viewing Half Angle	θ1/2		±4		deg.	IF=20mA
Rise Time	tr		30		ns	IF=20mA
Fall Time	tf		15		ns	IF=20mA

‡ Radiated Power is measured by S3584-08.

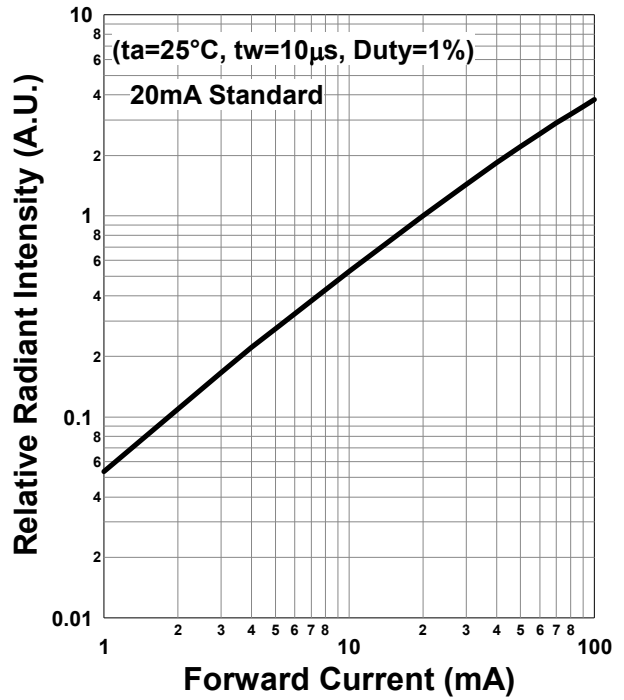
‡ Radiant Intensity is measured by CIE127-2007 Condition B.

## Typical Characteristic Curves

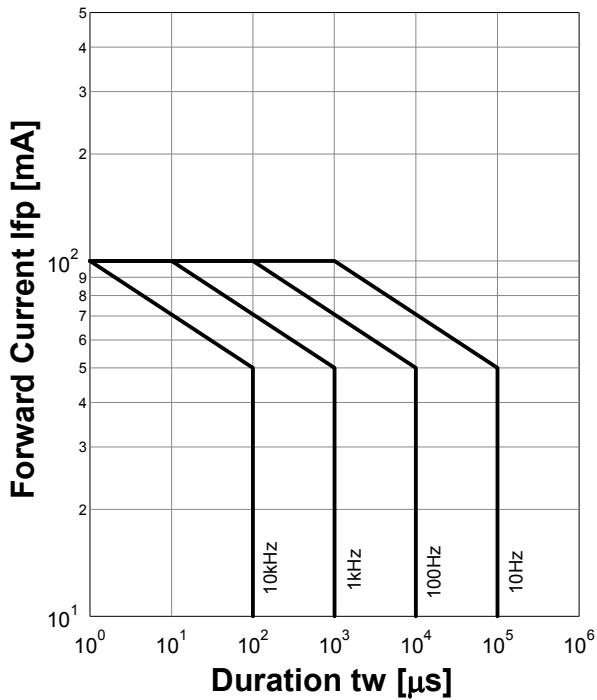
### Forward Current - Forward Voltage



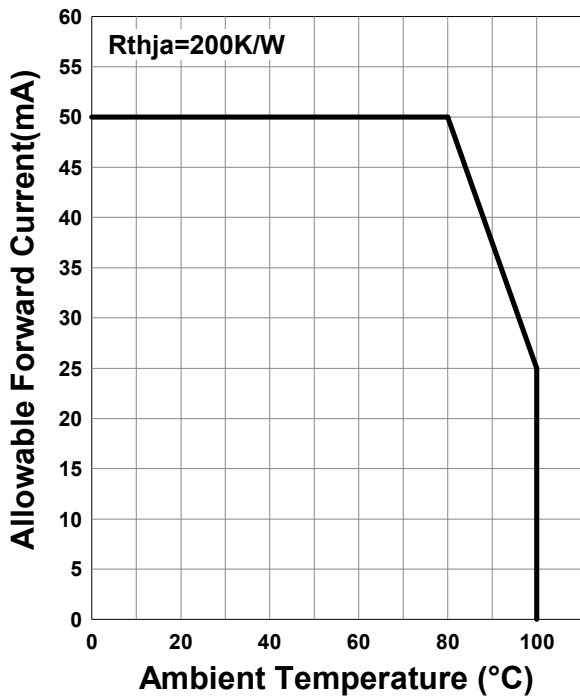
### Relative Radiant Intensity - Forward Current



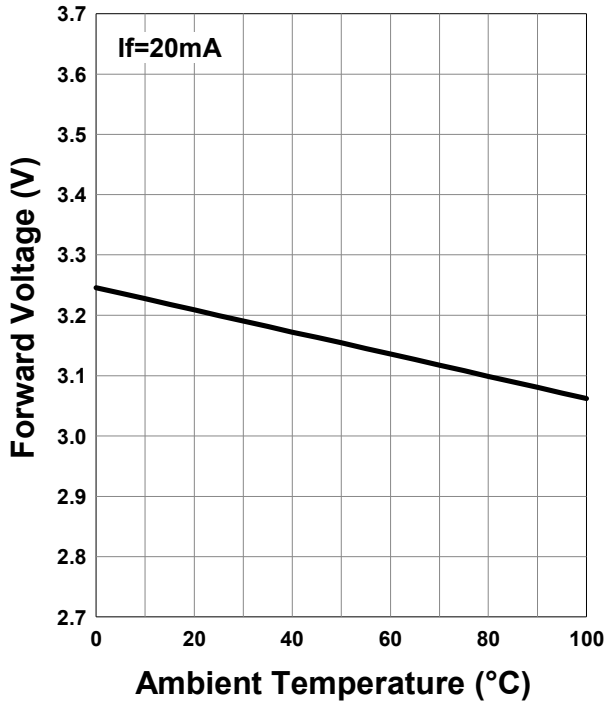
### Forward Current - Pulse Duration



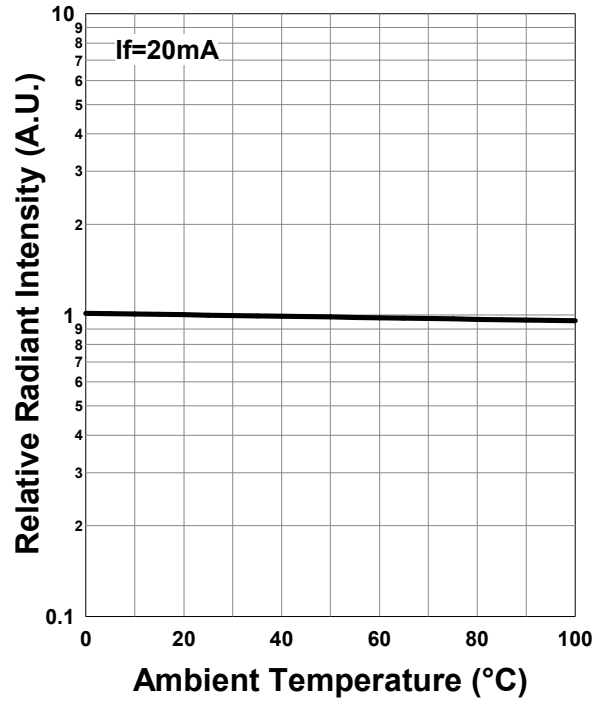
### Allowable Forward Current - Ambient Temperature



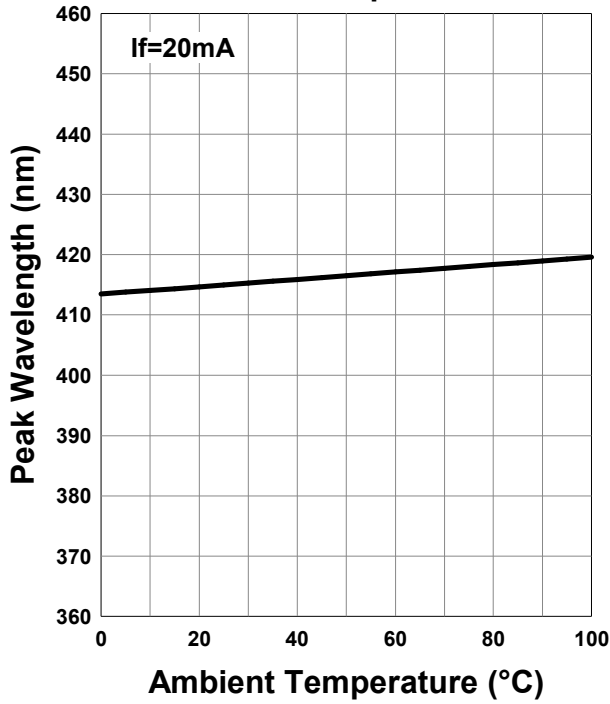
### Forward Voltage - Ambient Temperature



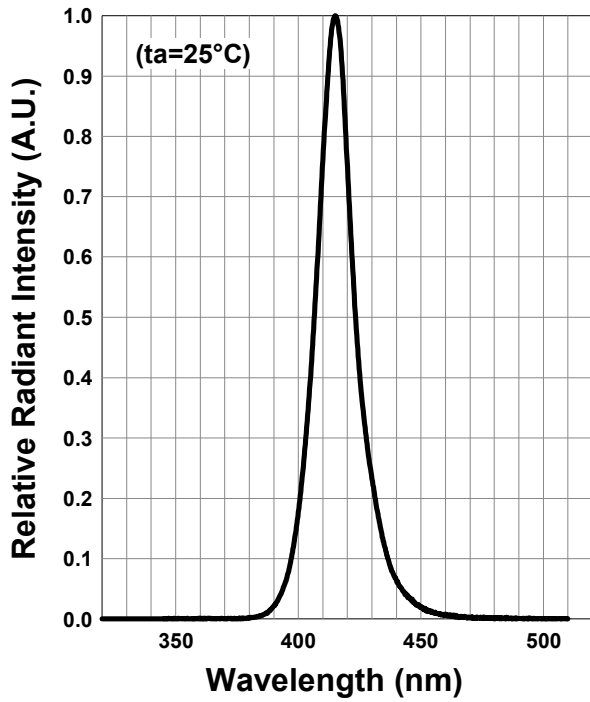
### Relative Radiant Intensity - Ambient Temperature



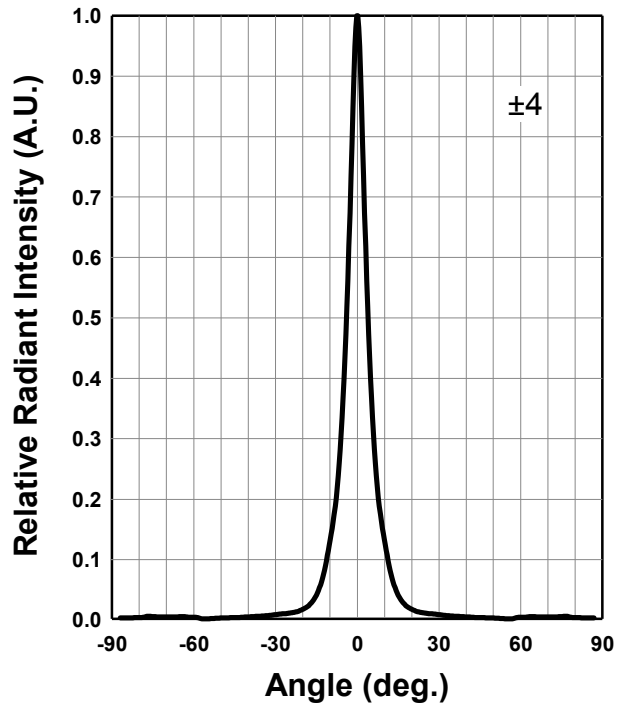
### Peak Wavelength - Ambient Temperature



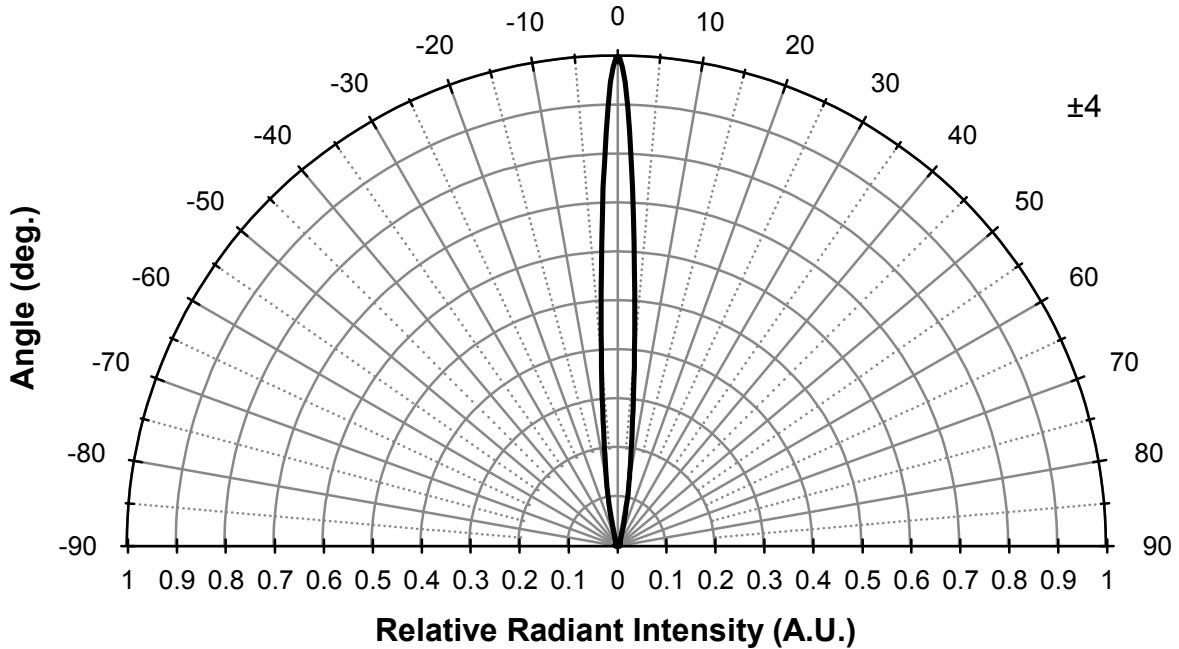
### Relative Spectral Emission



### Radiation Characteristics



### Radiation Characteristics



## Disclaimer

Product specifications and data shown in this product catalog are subject to change without notice for the purposes of improving product performance, reliability, design, or otherwise.

Product data and parameters in this catalog are typical values based on reasonably up-to-date measurements.

Product data and parameters may vary by user application and over time.

Products shown in this catalog are intended to be used for general electronic equipment. Products are not guaranteed for applications where product malfunction or failure may cause personal injury or death, including but not limited to life-supporting / saving devices, medical devices, safety devices, airplanes, aerospace equipment, automobiles, traffic control systems, and nuclear reactor control systems.

