

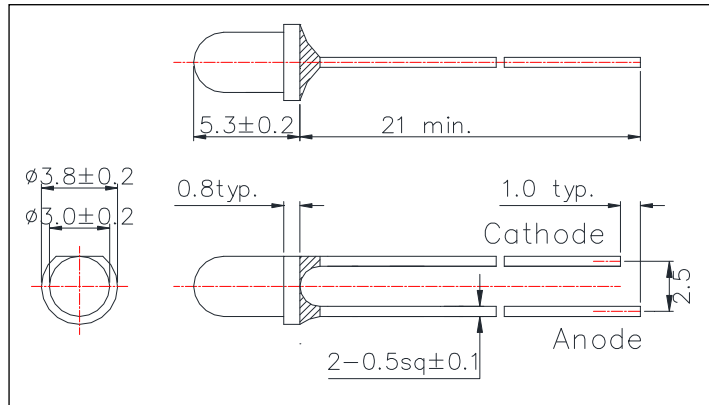
**L610-33**

Super Bright Red LED Lamp

<Specifications>

- Chip Material: AlGaInP
- Chip Dimension: 350um x 350um
- Number of Chips: 1pcs
- Peak Wavelength: 610nm typ.
- Package Type: Φ3mm Clear Molding
- Lead Frame: Soldered (Lead Free)
- Lens: Epoxy Resin

Outer Dimension (Unit:mm)



Absolute Maximum Ratings [Tc=25°C]			
Item	Symbol	Value	Unit
Power Dissipation	PD	120	mW
Forward Current	IF	50	mA
Pulse Forward Current*	IFP	100	mA
Reverse Voltage	VR	5	V
Thermal Resistance	Rthja	270	K/W
Junction Temperature	Tj	120	°C
Operating Temperature	TOPR	-40 ~ +100	°C
Storage Temperature	TSTG	-40 ~ +100	°C
Soldering Temperature**	TSOL	265	°C

\* Duty 1% and Pulse Width=10us

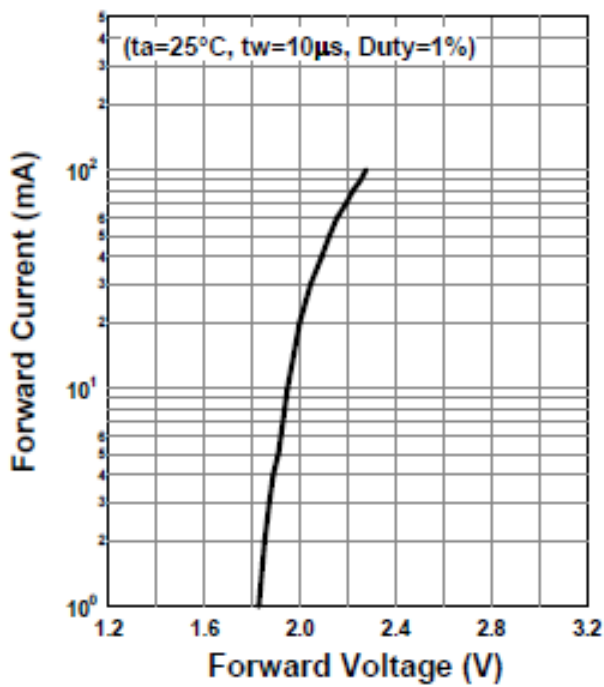
\*\* Soldering condition must be completed within 3 second at 265°C.

Electro-Optical Characteristics[Tc=25°C]						
Item	Symbol	Condition	Min	Typ	Max	Unit
Forward Voltage	VF	IF=20mA		2.0	2.3	V
	VFP	IFP=100mA		2.3		
Total Radiated Power*	PO	IF=20mA		8.0		mW
		IFP=100mA		39		
Radiant Intensity**	IE	IF=20mA		26		mW/sr
		IFP=100mA		120		
Brightness	IV	IF=20mA		4900		mcd
Luminous Flux	ΦV	IF=20mA		3300		mlm
Peak wavelength	λP	IF=20mA	600		620	nm
Dominant Wavelength	λD	IF=20mA		604		nm
Half Width	Δλ	IF=20mA		15		nm
Viewing Half Angle	θ1/2	IF=20mA		±22		deg
Rise Time	tr	IF=20mA		20		ns
Fall Time	tf	IF=20mA		20		ns

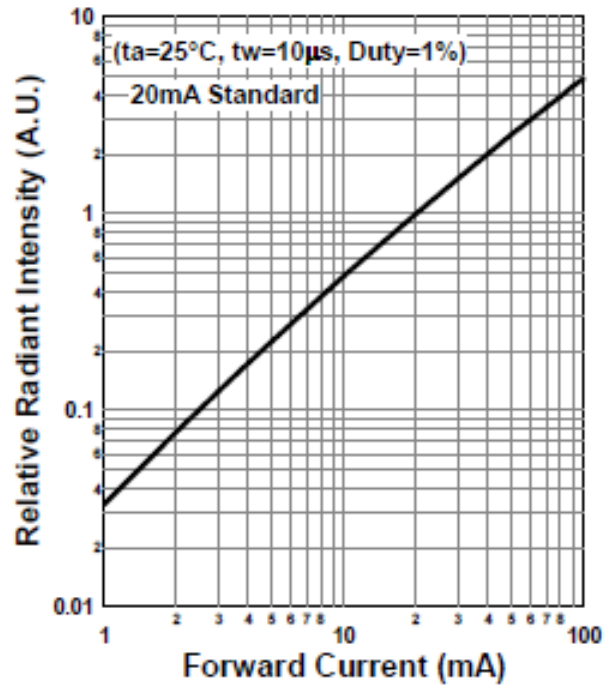
\* Measured by S3584-08

\*\* Measured by CIE127-2007 Condition B

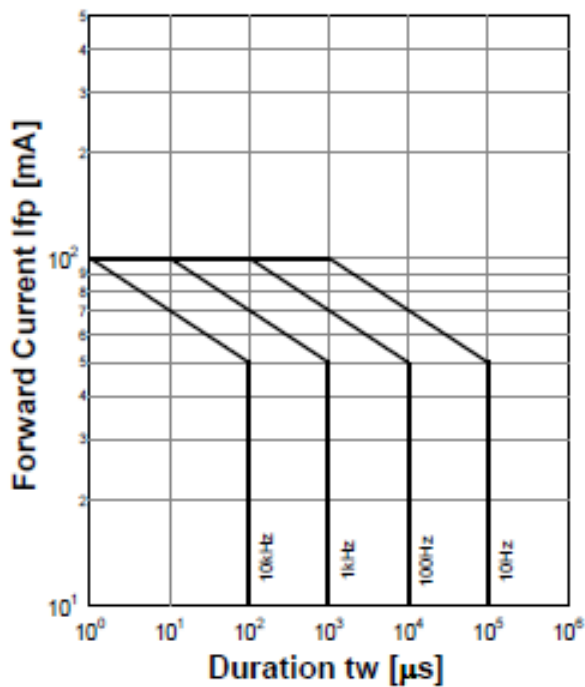
Forward Current - Forward Voltage



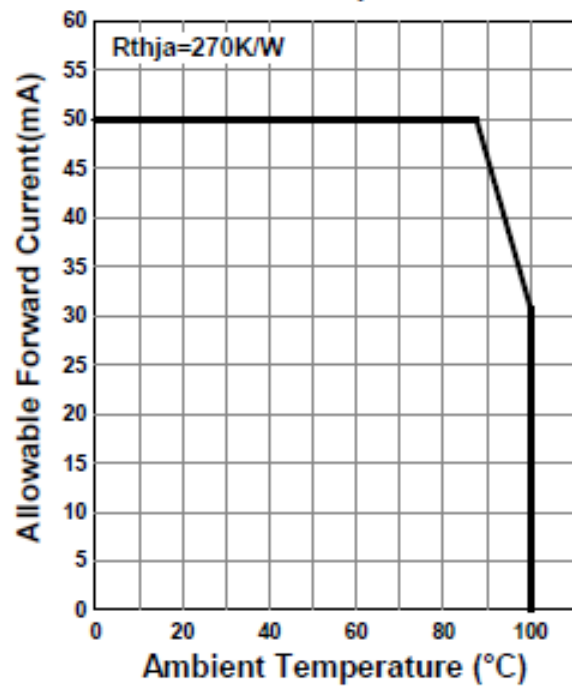
Relative Radiant Intensity - Forward Current

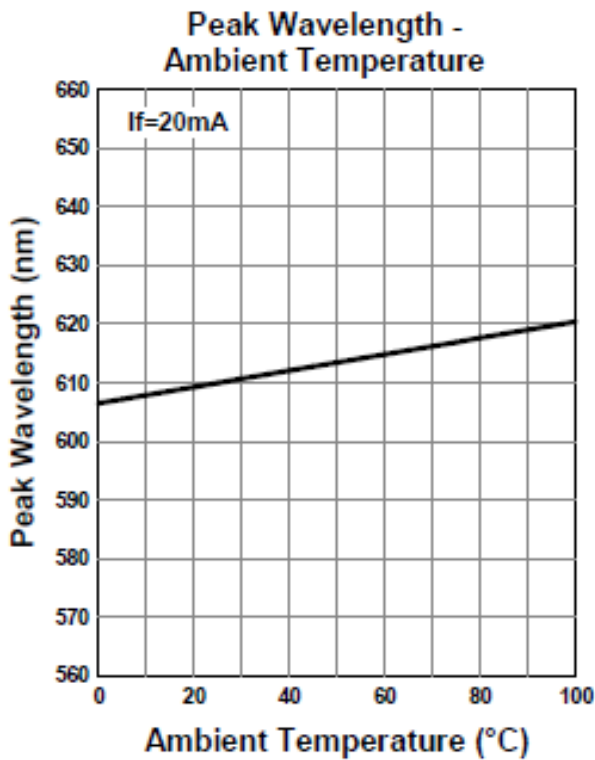
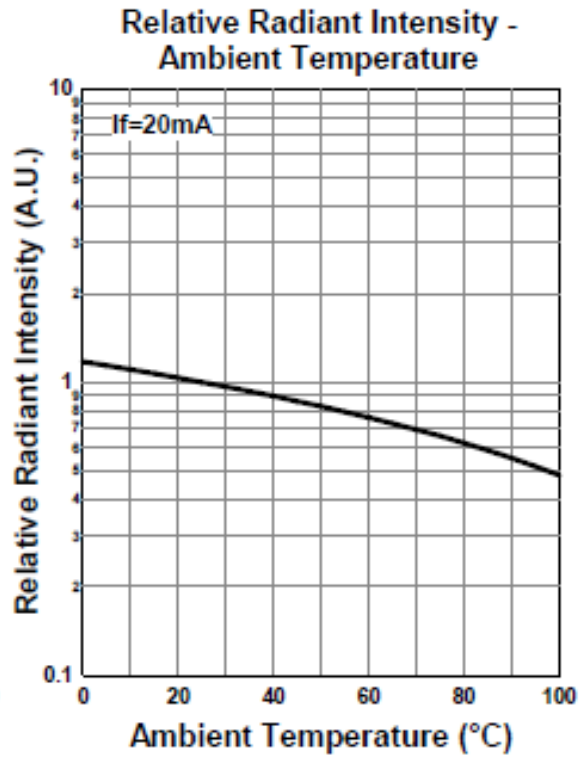
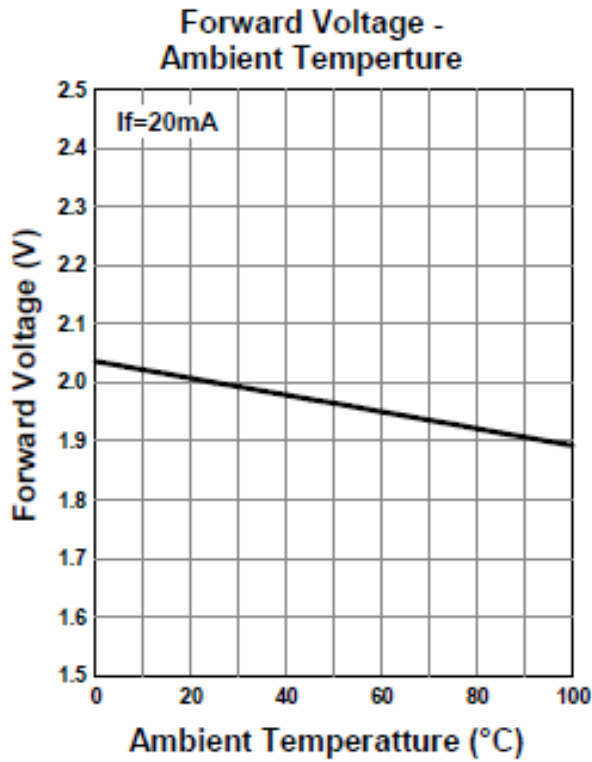


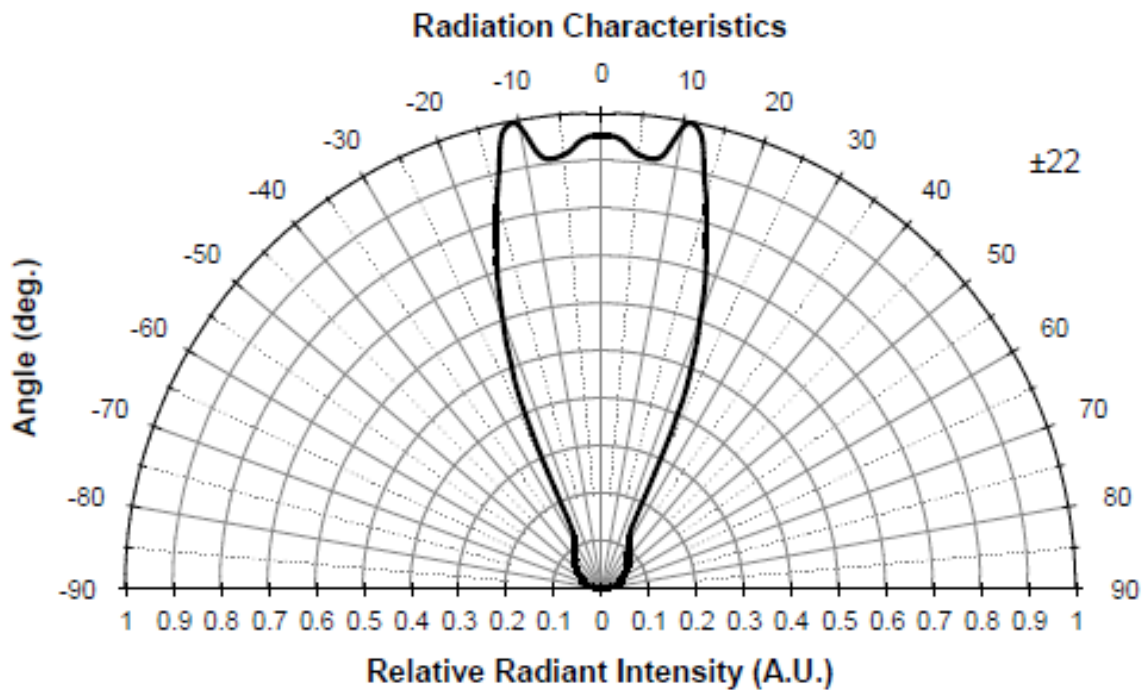
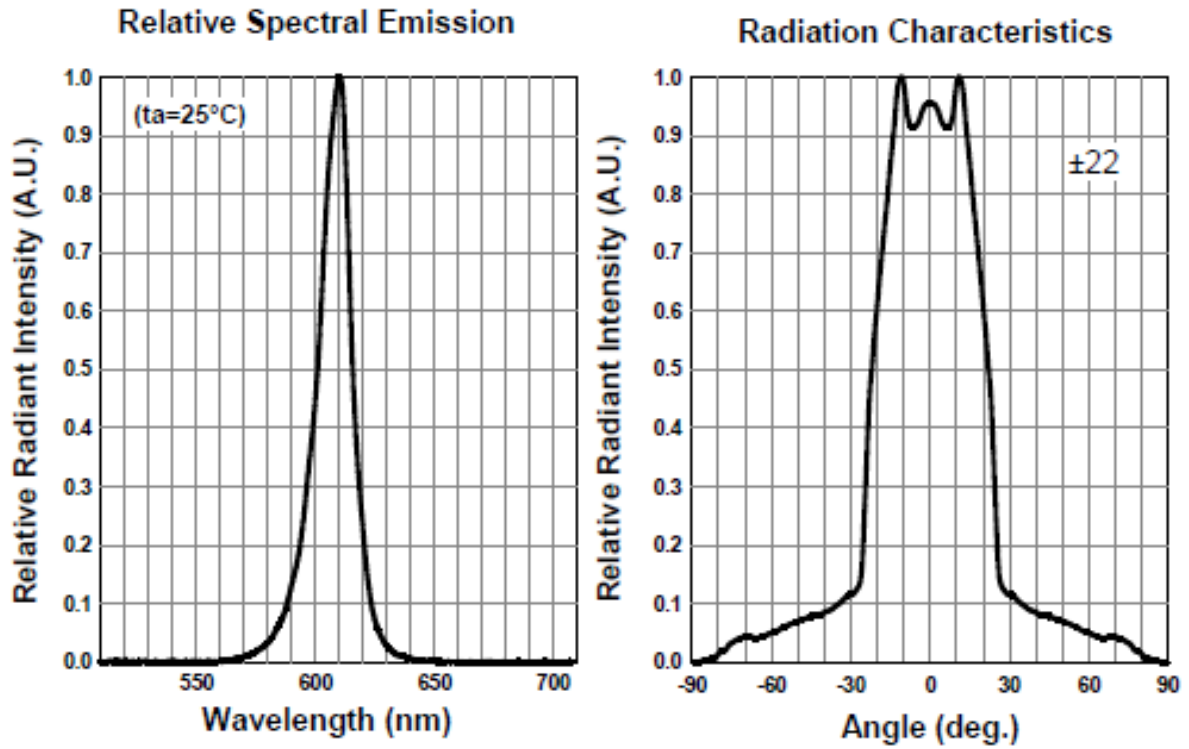
Forward Current - Pulse Duration



Allowable Forward Current - Ambient Temperature







**Disclaimer**

Product specifications and data shown in this product catalog are subject to change without notice for the purposes of improving product performance, reliability, design, or otherwise.

Product data and parameters in this catalog are typical values based on reasonably up-to-date measurements.

Product data and parameters may vary by user application and over time.

Products shown in this catalog are intended to be used for general electronic equipment. Products are not guaranteed for applications where product malfunction or failure may cause personal injury or death, including but not limited to life-supporting / saving devices, medical devices, safety devices, airplanes, aerospace equipment, automobiles, traffic control systems, and nuclear reactor control systems.