

SMBB395V-1100-Z

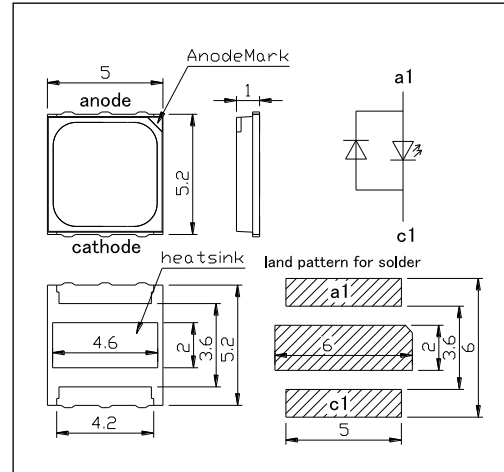
High Power Top LED

SMBB395V-1100-Z is an AlGaIn LED mounted on UV resistant package with copper heat sink and covered with silicone resin. On forward bias, it emits a band of 395nm. It is 570mW typical of output power and +/-62° of viewing half angle.

<Specifications>

1. Product Name: SMD UV LED
2. Type Number: SMBB395V-1100-Z
3. Chip:
4. Chip Material: AlGaIn
5. Chip Dimension: 1000um x 1000um
6. Chip Number: 1pcs
7. Peak Wavelength: 395nm type
- 4.Package
 - Lead Frame Die: Silver Plated on Copper
 - Package Resin: PPA Resin
 - Lens: Silicone Resin

Outer Dimension (Unit:mm)



Absolute Maximum Ratings				
Item	Symbol	Maximum Rated Value	Unit	Ambient Temperature
Power Dissipation	PD	2500	mW	Ta=25°C
Forward Current	IF	500	mA	Ta=25°C
Pulse Forward Current*	IFP	700	mA	Ta=25°C
Reverse Voltage	VR	Not designed for reverse operation	V	
Junction Temperature	Tj	100	°C	
Thermal Resistance	Rthja	6	K/W	
Operating Temperature	TOPR	-40 ~ +85	°C	
Storage Temperature	TSTG	-40 ~ +100	°C	
Soldering Temperature**	TSOL	250	°C	

* Duty=1% and Pulse Width=10us

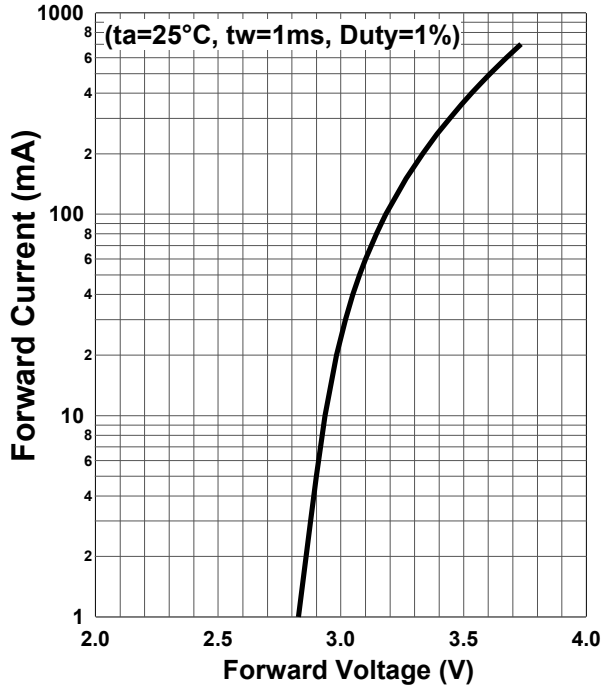
** Soldering condition must be completed within 5 seconds at 250 °C

Electro-Optical Characteristics[Tw=25°C]						
Item	Symbol	Condition	Minimum	Typical	Maximum	Unit
Forward Voltage	VF	IF=500mA		3.7		V
	VFP	IFP=700mA		3.8		
Radiated Power*	PO	IF=500mA		420		mW
		IF=700mA		570		
Peak Wavelength	λP	IF=50mA	385	395	405	nm
Half Width	Δλ	IF=50mA		14		nm
Viewing Half Angle	θ1/2	IF=100mA		±62		deg
Rise Time	tr	IF=50mA		200		ns
Fall Time	tf	IF=50mA		150		ns

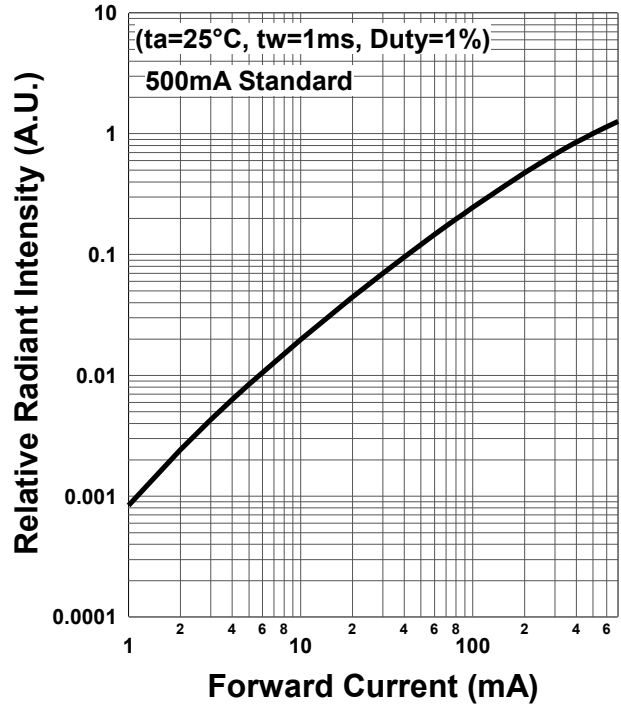
* Measured by S3584-08



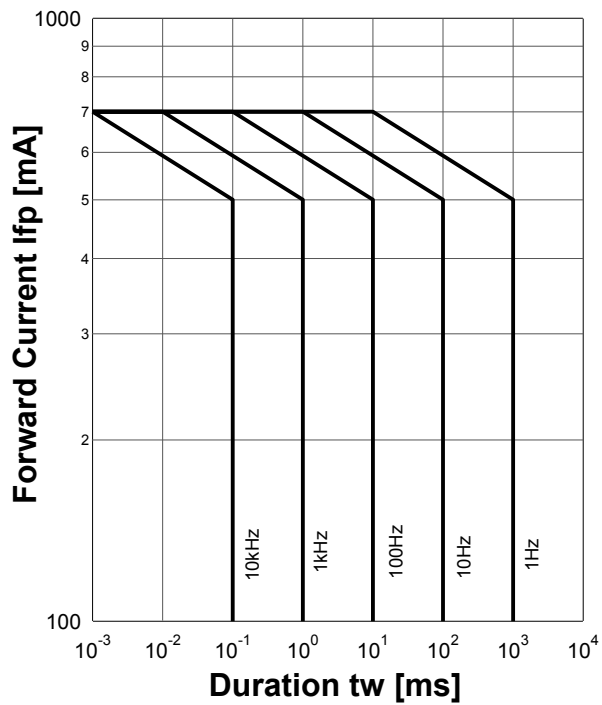
Forward Current - Forward Voltage



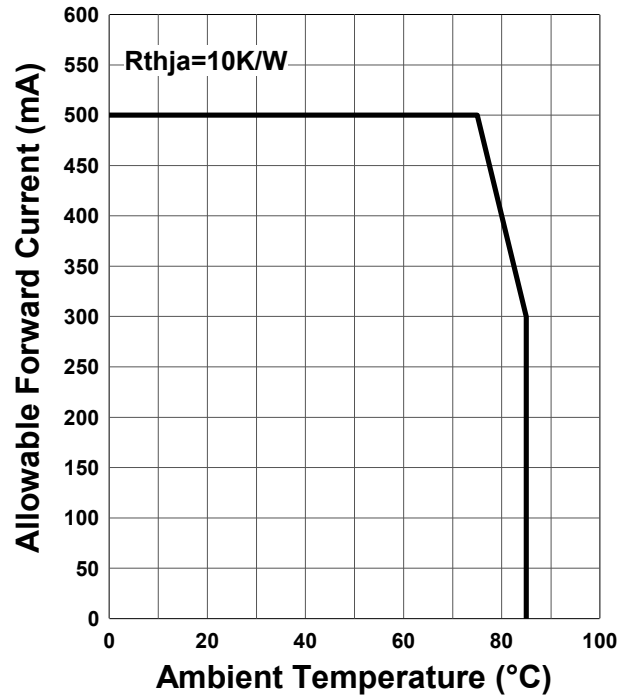
Relative Radiant Intensity - Forward Current

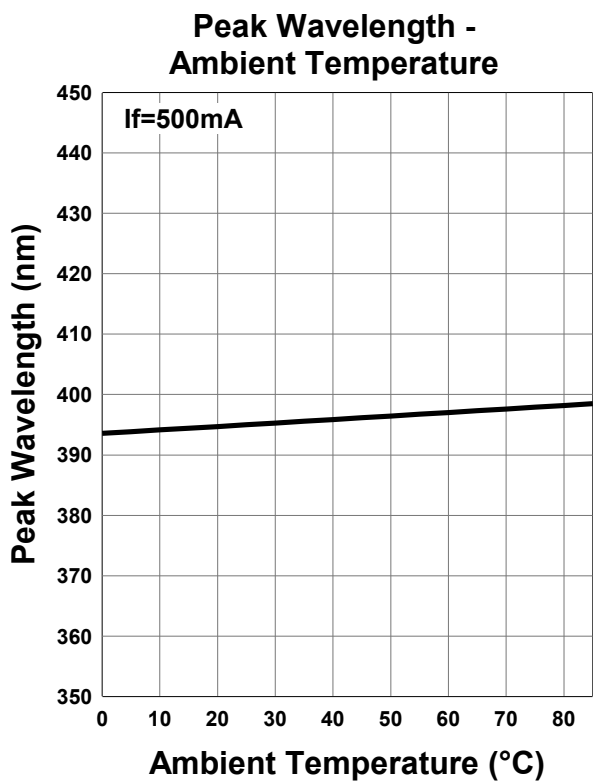
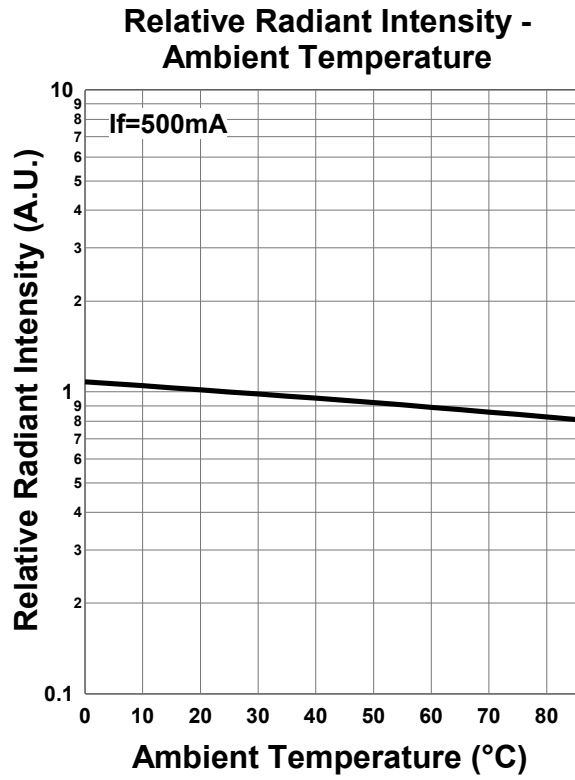
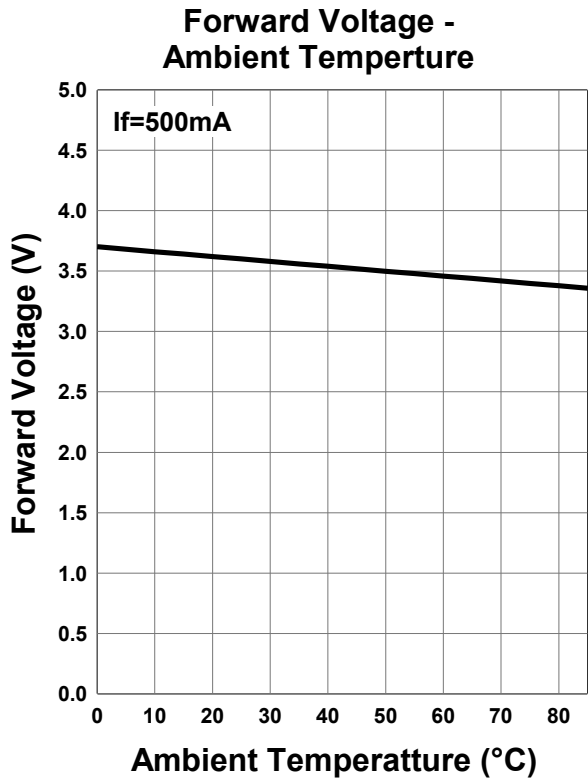


Forward Current - Pulse Duration

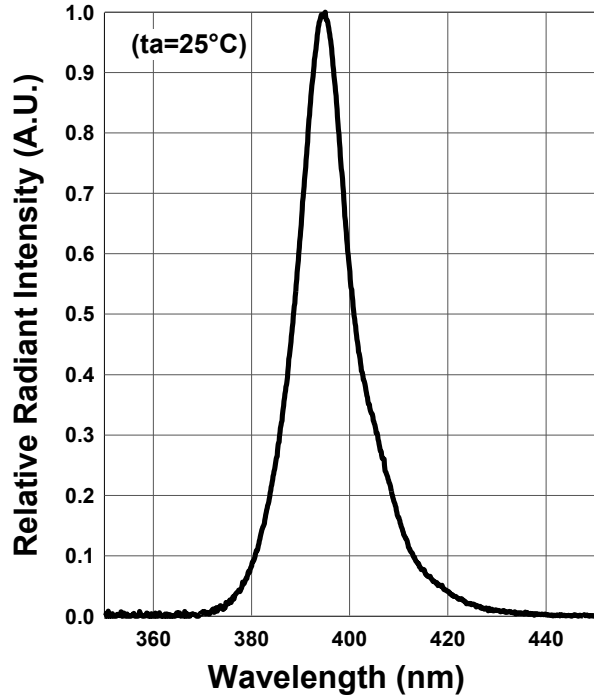


Allowable Forward Current - Ambient Temperature

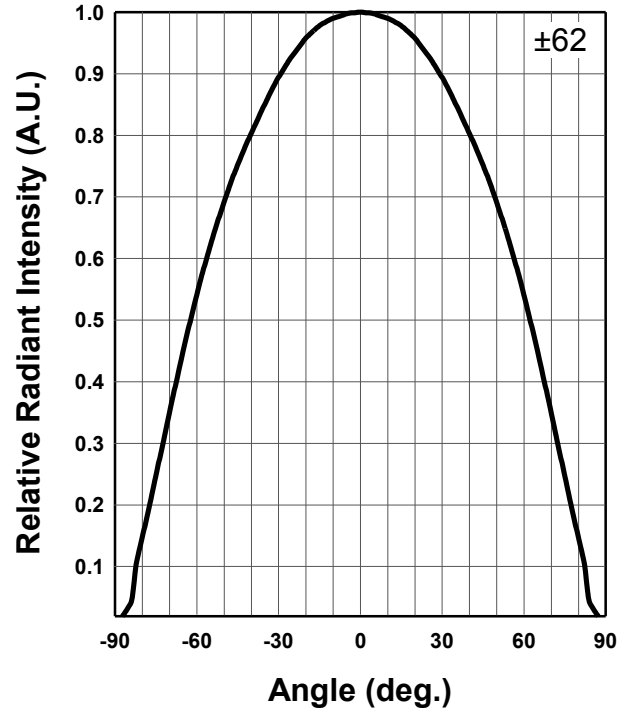




Relative Spectral Emission



Radiation Characteristics



Disclaimer

Product specifications and data shown in this product catalog are subject to change without notice for the purposes of improving product performance, reliability, design, or otherwise.

Product data and parameters in this catalog are typical values based on reasonably up-to-date measurements. Product data and parameters may vary by user application and over time.

Products shown in this catalog are intended to be used for general electronic equipment. Products are not guaranteed for applications where product malfunction or failure may cause personal injury or death, including but not limited to life-supporting / saving devices, medical devices, safety devices, airplanes, aerospace equipment, automobiles, traffic control systems, and nuclear reactor control systems.