

SMC660N

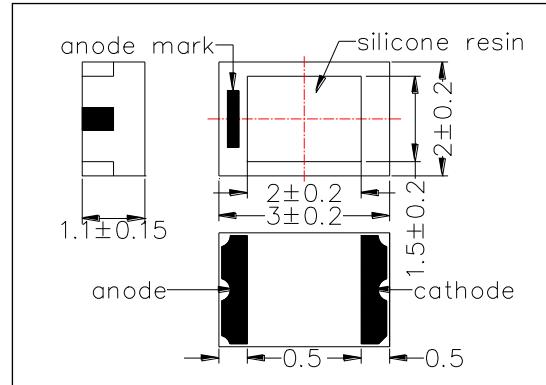
High Performance Red Color SMD LED on Ceramics

SMC660 consists of an AlGaInP LED mounted on the ceramics package and is sealed with silicone or epoxy resin. It emits a spectral band of radiation at 660nm.

<Specifications>

1. Product Name: SMD Red Color LED
2. Type Number: SMC660N
3. Chip:
 - Chip Material: AlGaInP
 - Chip Dimension: 350um x 350um
 - Peak Wavelength: 660nm type
4. Package
 - Package: Ceramics
 - Lens: Silicone or Epoxy Resin

Outer Dimension (Unit:mm)



Absolute Maximum Ratings[Ta=25°C]			
Item	Symbol	Value	Unit
Power Dissipation	PD	130	mW
Forward Current	IF	50	mA
Pulse Forward Current*	IFP	200	mA
Reverse Voltage	VR	5	V
Thermal Resistance	Rthja	110	K/W
Junction Temperature	Tj	120	°C
Operating Temperature	TOPR	-40 ~ +100	°C
Storage Temperature	TSTG	-40 ~ +100	°C
Soldering Temperature**	TSOL	250	°C

* Duty=1% and Pulse Width=10us.

** Soldering condition must be completed within 5 seconds at 250 °C

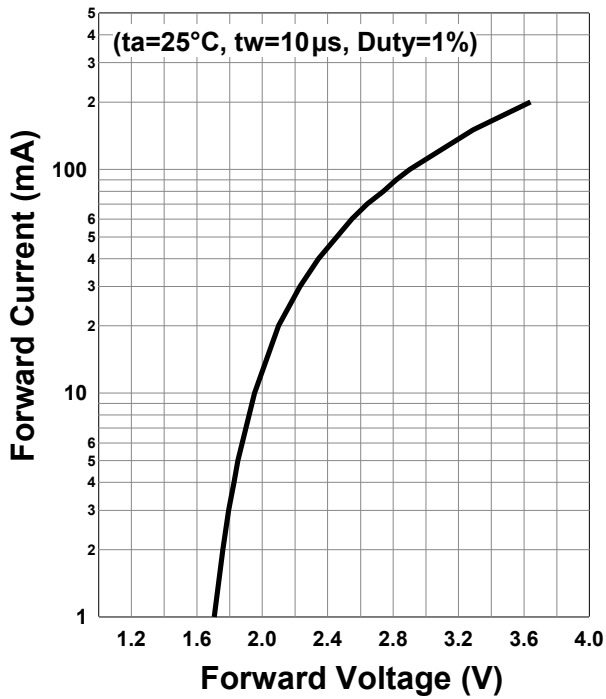
Electro-Optical Characteristics [Ta=25°C]						
Item	Symbol	Condition	Minimum	Typical	Maximum	Unit
Forward Voltage	VF	IF=20mA		2.1	2.5	V
	VFP	IFP=200mA		3.6		
Total Radiated Power*	PO	IF=20mA		11		mW
		IFP=200mA		115		
Radiant Intensity**	IE	IF=20mA		4.5		mW/sr
		IFP=200mA		47		
Peak Wavelength	λP	IF=20mA	650	660	670	nm
Half Width	Δλ	IF=20mA		16		nm
Viewing half Angle	θ1/2	IF=20mA		±59		deg
Rise Time	tr	IF=20mA		35		ns
Fall Time	tf	IF=20mA		35		ns

* Measured by S3584-08

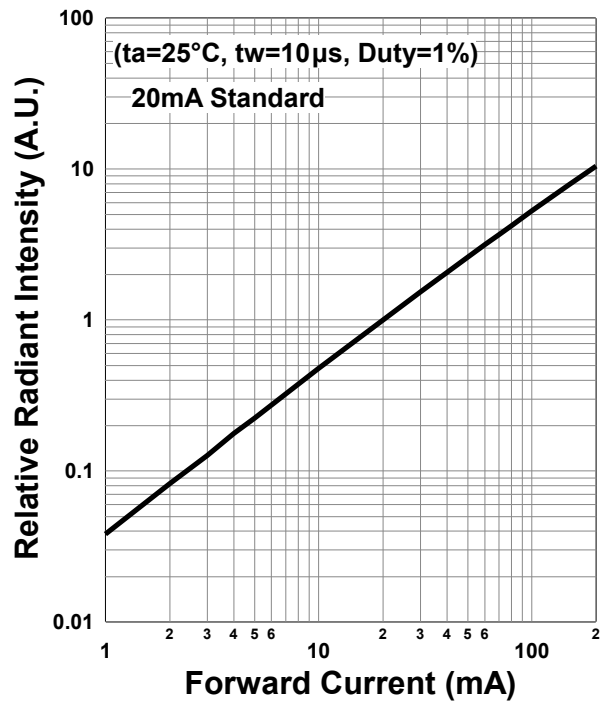
** Measured by CIE127-2007 Condition B



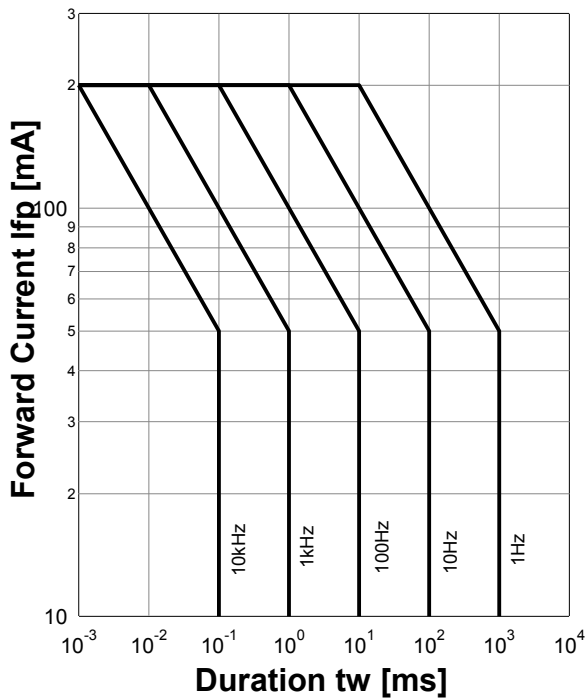
Forward Current - Forward Voltage



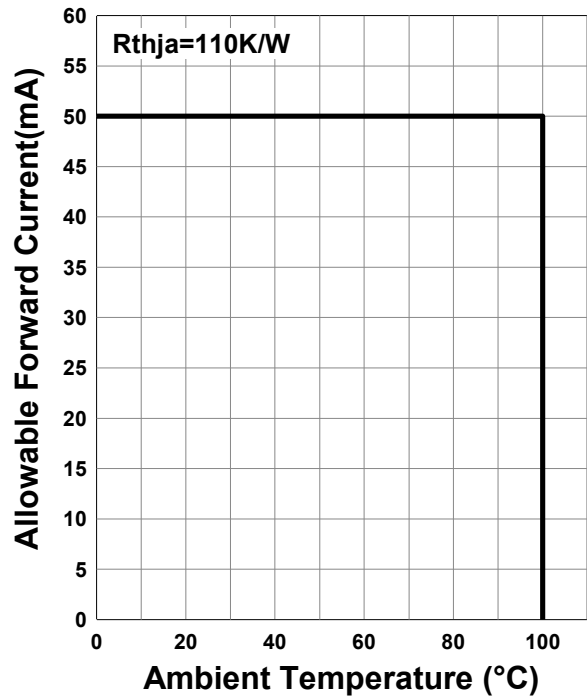
Relative Radiant Intensity - Forward Current

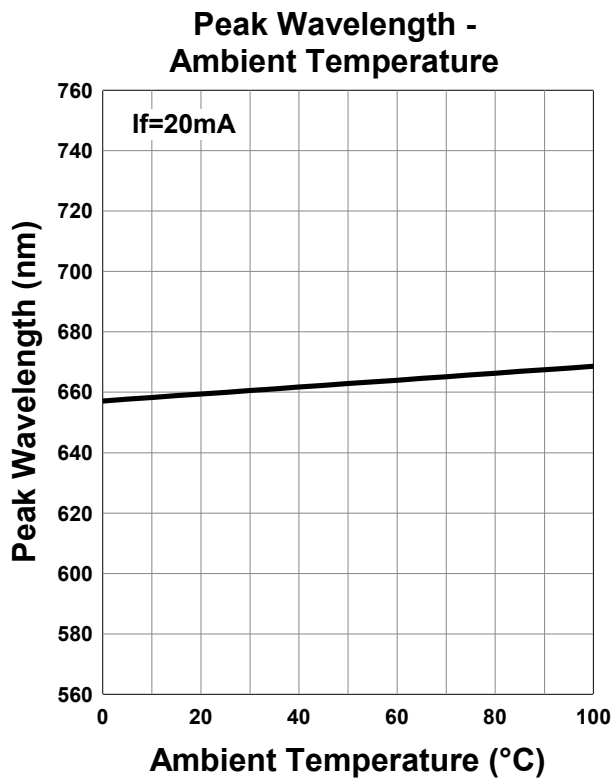
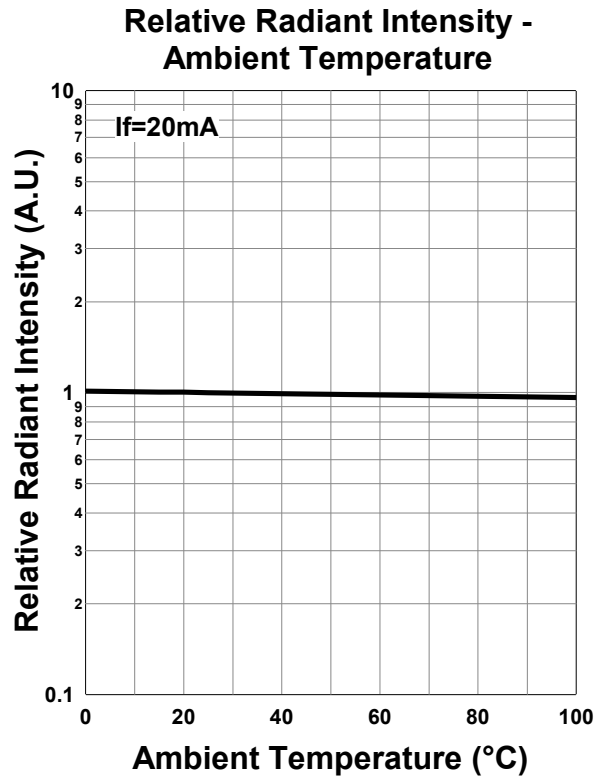
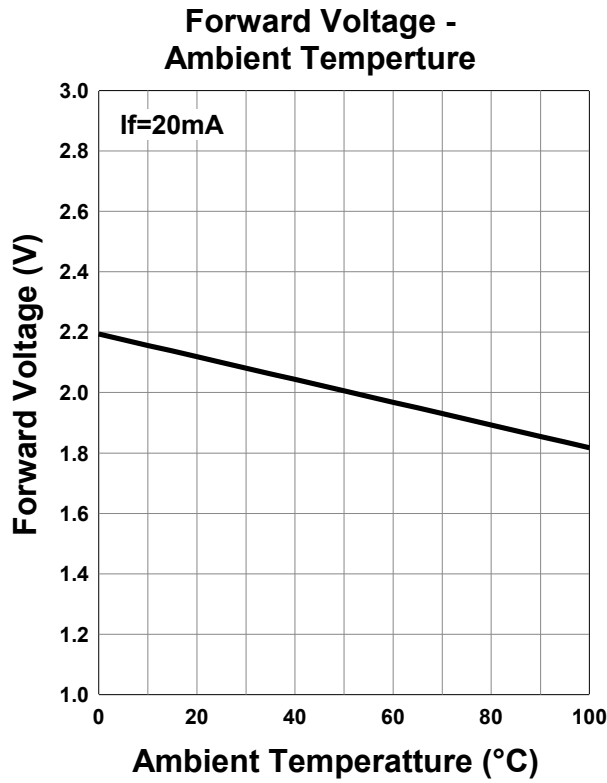


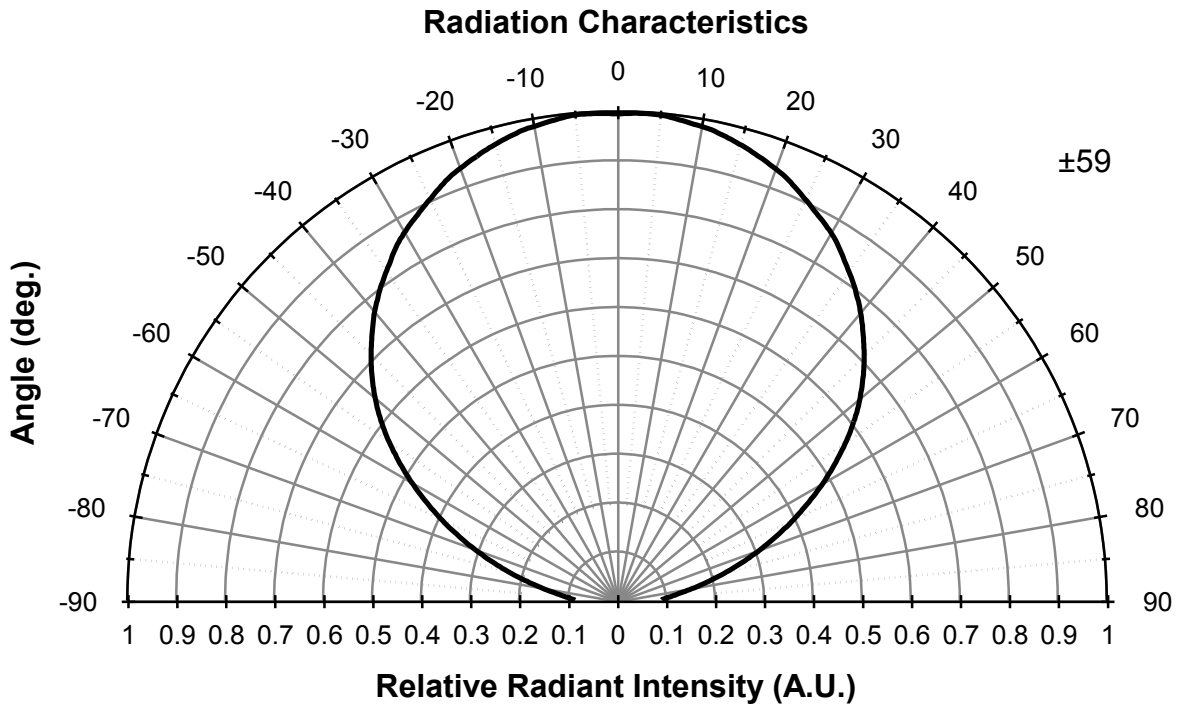
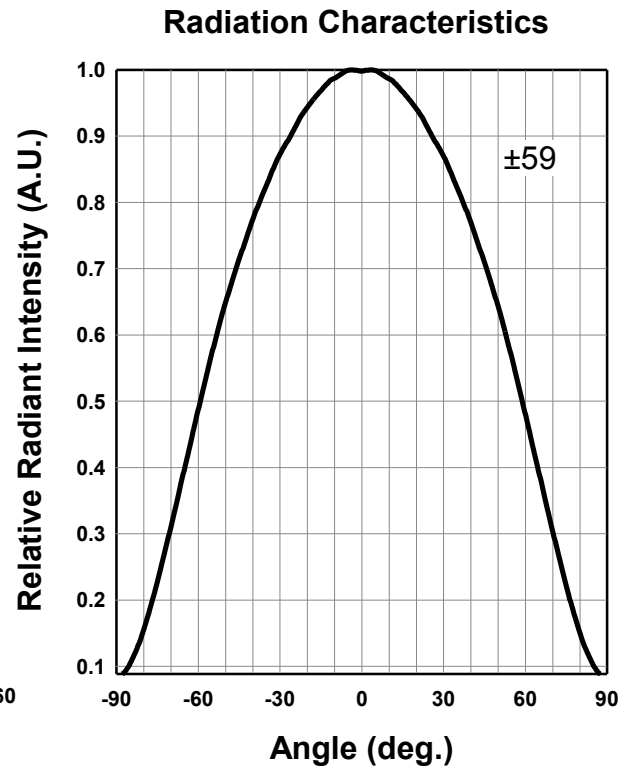
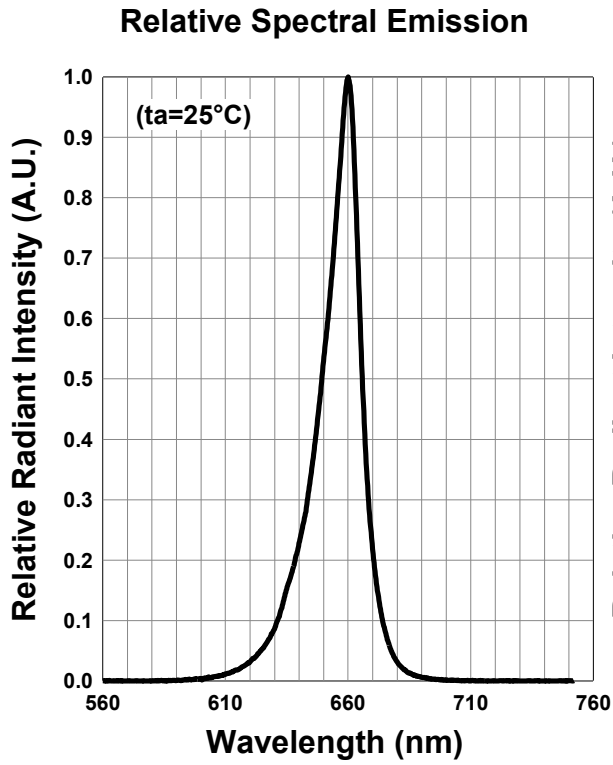
Forward Current - Pulse Duration



Allowable Forward Current - Ambient Temperature

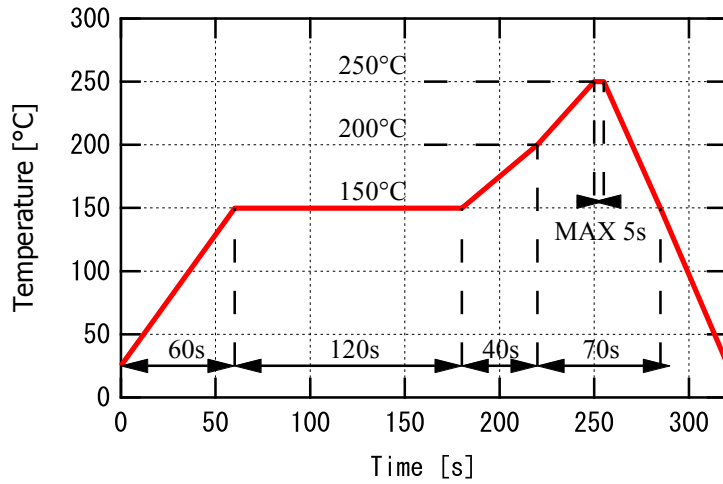






SMD Application

IR-Reflow Soldering Profile for lead free soldering



Don't put stress on SMD and a circuit board after soldering.

Wrapping

Moisture barrier bag aluminum laminated film with a desiccant to keep out the moisture absorption during the transportation and storage.

SMD LED STORAGE AND HANDLING PRECAUTIONS

<Storage Conditions before Opening a Moisture-Barrier Aluminum Bag>

- Before opening a moisture-barrier aluminum bag, please store it at <30°C, <60%RH. Please note that the maximum shelf life is 12 months under these conditions.

<Storage Conditions after Opening a Moisture-Barrier Aluminum Bag>

- After opening a moisture-barrier aluminum bag, store the aluminum bag and silica gel in a desiccator.
- After opening the bag, please solder the LEDs within 72 hours in a room with 5 - 30°C, <50%RH.
- Please put any unused, remaining LEDs and silica gel back in the same aluminum bag and then vacuum-seal the bag.
- It is recommended to keep the re-sealed bag in a desiccator at <30%RH.

<Notes about Re-sealing a Moisture-Barrier Aluminum Bag>

- When vacuum-sealing an opened aluminum bag, if you find the moisture-indicator of the silica gel has changed to pink from blue (indicating a relative humidity of 30 % or more), please do not use the unused LEDs, the aluminum bag, or the silica gel.

<Notes about Opening a Re-sealed Moisture-Barrier Aluminum Bag>

- When opening a vacuumed and re-sealed aluminum bag in order to use the remaining LEDs stored in the bag, if you find that the moisture-indicator of the silica has changed to pink, please do not use the LEDs.

※The 72-hour- long floor life does not include the time while LEDs are stored in the moisture-barrier aluminum bag.

However, we strongly recommend to solder the LEDs as soon as possible after opening the aluminum bag.

Disclaimer

Product specifications and data shown in this product catalog are subject to change without notice for the purposes of improving product performance, reliability, design, or otherwise.

Product data and parameters in this catalog are typical values based on reasonably up-to-date measurements. Product data and parameters may vary by user application and over time.

Products shown in this catalog are intended to be used for general electronic equipment. Products are not guaranteed for applications where product malfunction or failure may cause personal injury or death, including but not limited to life-supporting / saving devices, medical devices, safety devices, airplanes, aerospace equipment, automobiles, traffic control systems, and nuclear reactor control systems.

2014.04