

L1450-35M32

Stem Type LED with High Output Power

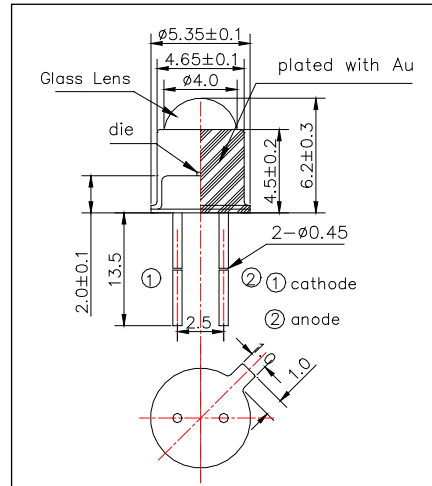
L1450-35M32 is an InGaAs/InP LED mounted on a TO-18 stem and hermetically sealed with spherical glass ball lens. It is designed for high beam use.

On forward bias, it emits a spectral band of radiation which peaks at 1450nm.

<Specifications>

1. Product Name: LED Lamp
2. Type Number: L1450-35M32
3. Chip:
 - Chip material: InGaAsP
 - Dimension: 300nm x 300um
 - Peak Wavelength: 1450nm
4. Package
 - Type: TO-18 Stem
 - Lens: Spherical Glass Lens
 - Cap: Gold Plated

Outer Dimension (Unit:mm)



Absolute Maximum Ratings[Ta=25°C]			
Item	Symbol	Maximum Rated Value	Unit
Power Dissipation	PD	130	mW
Forward Current	IF	100	mA
Pulse Forward Current*	IFP	500	mA
Reverse Voltage	VR	5	V
Junction Temperature	Tj	100	°C
Thermal Resistance	Rthja	330	K/W
Operating Temperature	TOPR	-40 ~ +100	°C
Storage Temperature	TSTG	-40 ~ +100	°C
Soldering Temperature **	TSOL	250	°C

* Duty=1% and Pulse Width=10μs.

** Soldering condition must be completed within 5 second at 250°C.

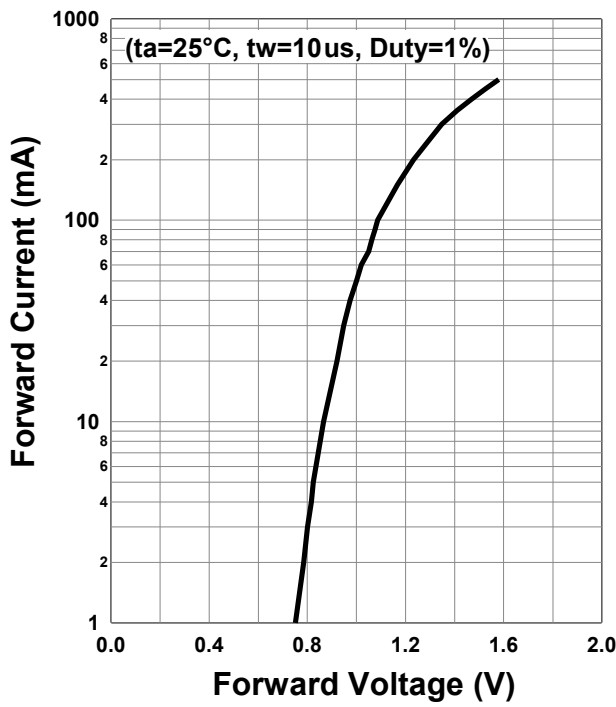
Electro-Optical Characteristics[Ta=25°C]						
Item	Symbol	Condition	Min	Typ	Max	Unit
Forward Voltage	VF	IF=50mA		1.0	1.3	V
	VFP	IPF=1A		1.6		
Total Radiated Power*	PO	IF=50mA		3.0		mW
		IPF=1A		14		
Radiant Intensity**	IE	IF=50mA		32		mW/sr
		IPF=1A		150		
Peak Wavelength	λP	IF=50mA	1400	1450	1500	nm
Half Width	Δλ	IF=50mA		110		nm
Viewing Half Angle	θ 1/2	IF=50mA		±15		ns

* Measured by G8370-85

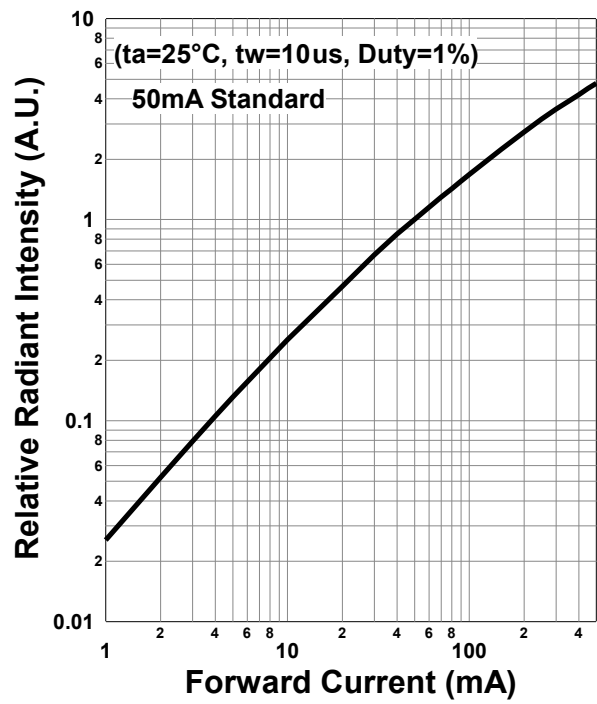
** Measured by Ando Optical Multi Meter AQ2140&AQ2742



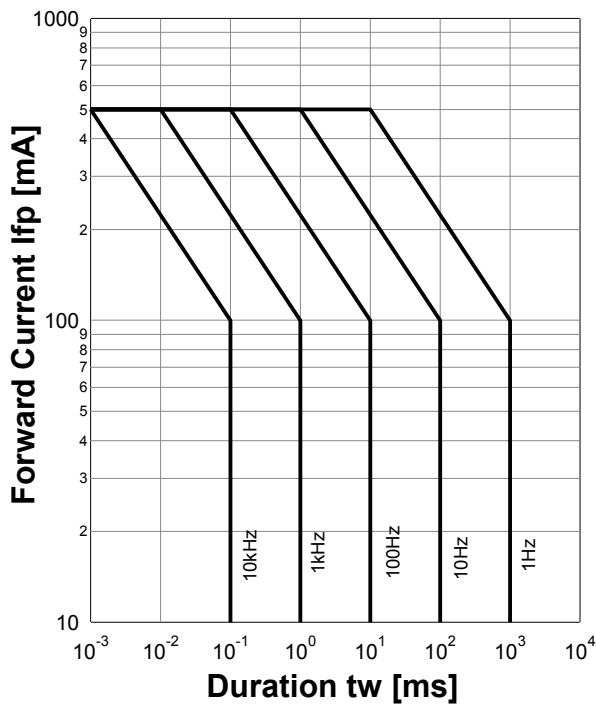
Forward Current - Forward Voltage



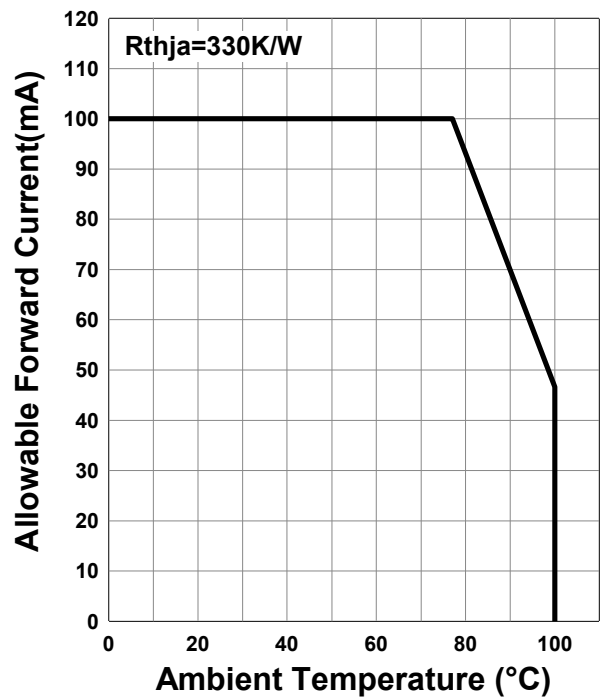
Relative Radiant Intensity - Forward Current

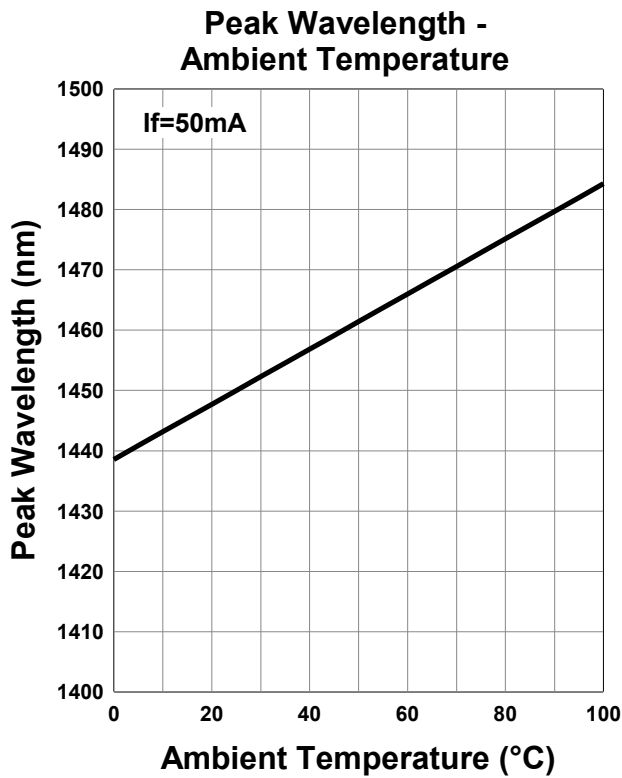
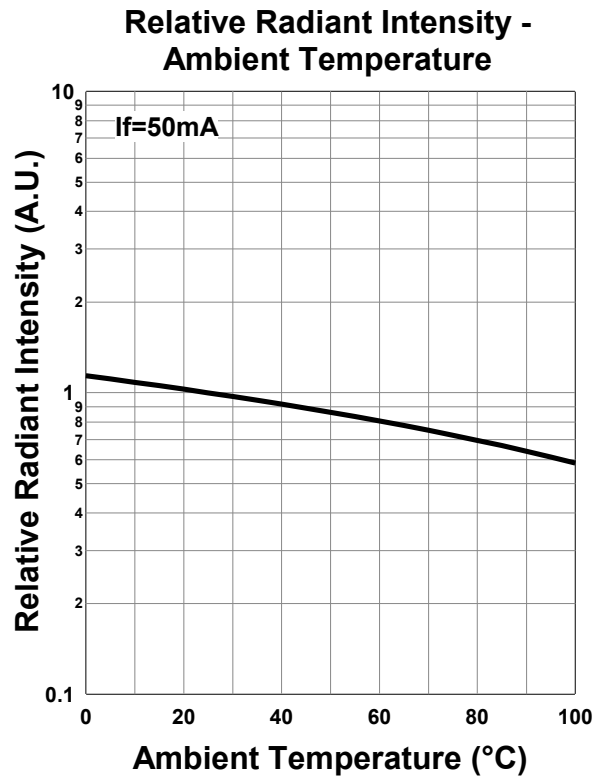
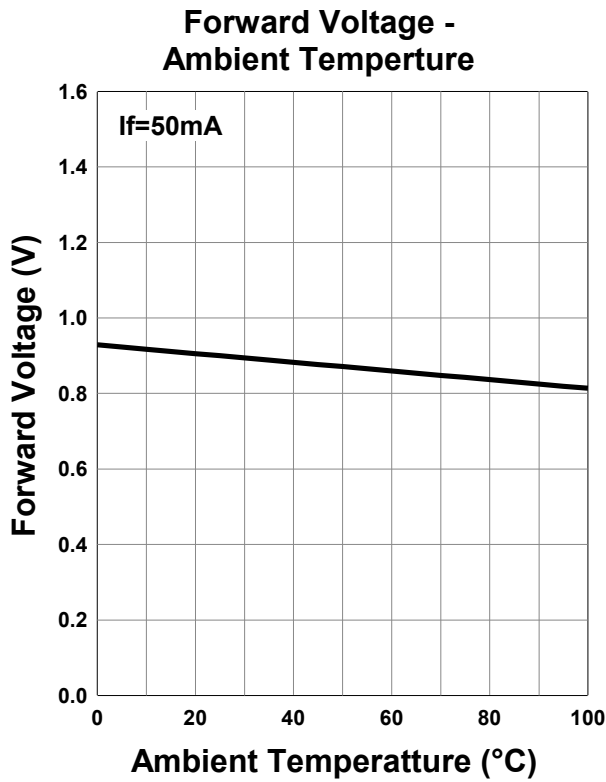


Forward Current - Pulse Duration

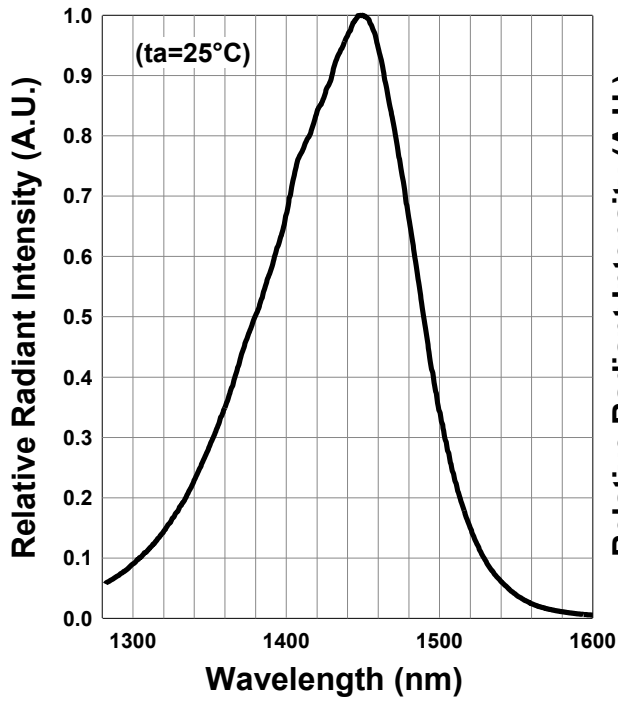


Allowable Forward Current - Ambient Temperature

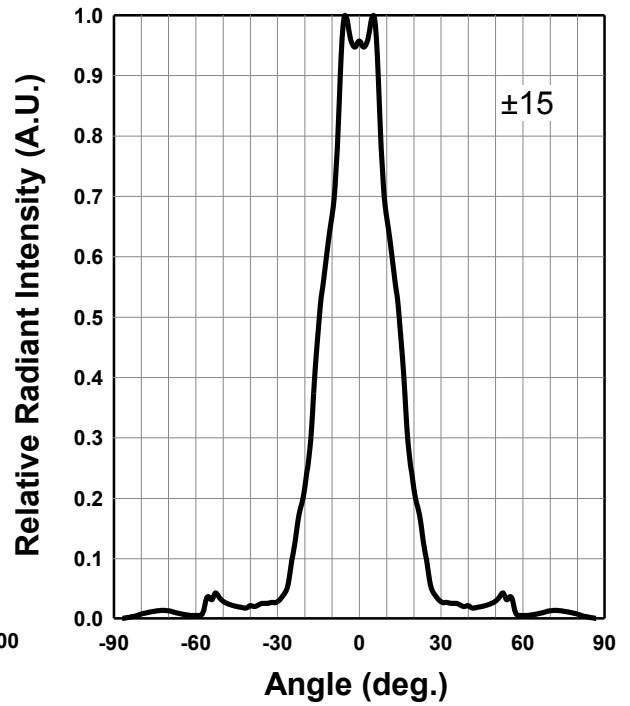




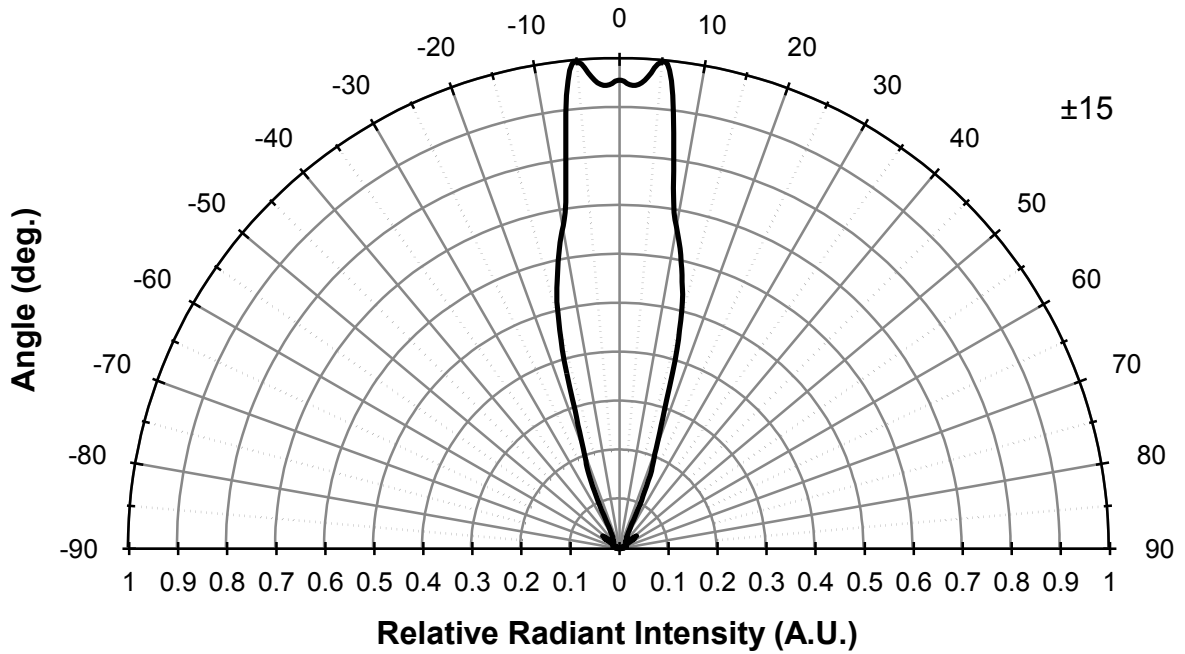
Relative Spectral Emission



Radiation Characteristics



Radiation Characteristics



Disclaimer

Product specifications and data shown in this product catalog are subject to change without notice for the purposes of improving product performance, reliability, design, or otherwise.

Product data and parameters in this catalog are typical values based on reasonably up-to-date measurements. Product data and parameters may vary by user application and over time.

Products shown in this catalog are intended to be used for general electronic equipment. Products are not guaranteed for applications where product malfunction or failure may cause personal injury or death, including but not limited to life-supporting / saving devices, medical devices, safety devices, airplanes, aerospace equipment, automobiles, traffic control systems, and nuclear reactor control systems.

2014.11