

L630-35M32
High Beam Red LED

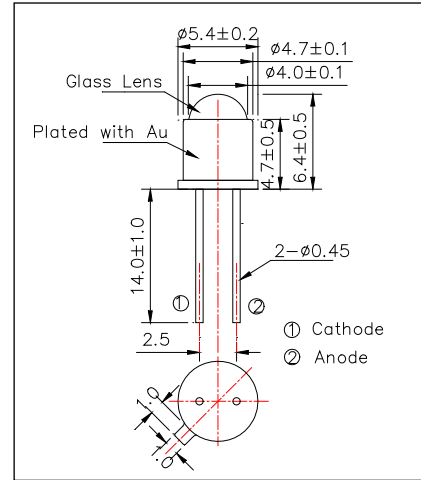
L630-35M32 is an AlGaInP LED mounted on TO-18 stem with glass ball lens, and designed for sensing devices.

On forward bias it emits a spectral band of radiation, which peaks at 630nm.

<Specifications>

1. Product Name: LED Lamp
2. Type Number: L630-35M32
3. Chip:
 - Chip material: AlGaInP
 - Dimension: 350um x 350um
 - Peak Wavelength: 630nm
4. Package
 - Stem: TO-18 Stem
 - Lens: Glass Ball Lens
 - Cap: Gold Plated

Outer Dimension (Unit:mm)



Absolute Maximum Ratings[Ta=25°C]			
Item	Symbol	Maximum Rated Value	Unit
Power Dissipation	PD	190	mW
Forward Current	IF	75	mA
Pulse Forward Current*	IFP	100	mA
Reverse Voltage	VR	5	V
Thermal Resistance	Rthja	180	K/W
Junction Temperature	Tj	120	°C
Operating Temperature	TOPR	-40 ~ +100	°C
Storage Temperature	TSTG	-40 ~ +100	°C
Soldering Temperature**	TSOL	250	°C

* Duty=1% and Pulse Width=10μs

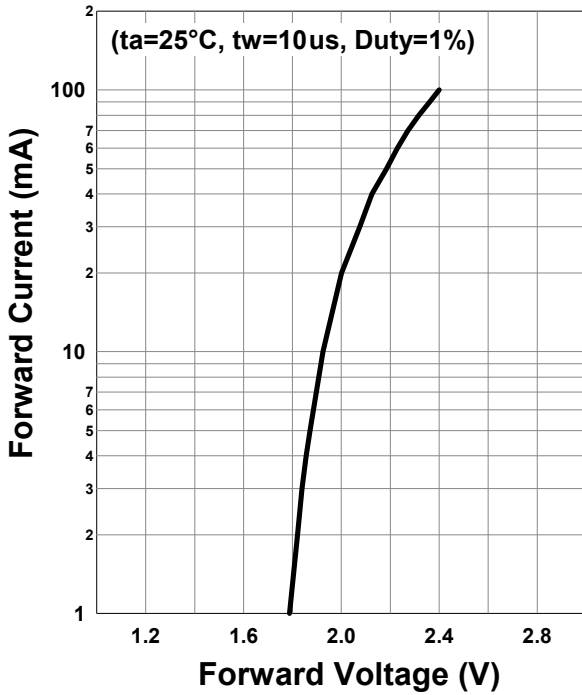
** Soldering condition must be completed within 5 seconds at 250°C

Electro-Optical Characteristics [Ta=25°C]						
Item	Symbol	Condition	Minimum	Typical	Maximum	Unit
Forward Voltage	VF	IF=50mA		2.2	2.5	V
		IFP=100mA		2.4		
Radiated Power*	PO	IF=50mA		18		mW
		IFP=100mA		33		
Radiant Intensity**	IE	IF=50mA		56		mW/sr
		IFP=100mA		100		
Luminous Flux	Φv	IF=50mA		3.8		lm
Peak Wavelength	λP	IF=50mA	620	630	640	nm
Half Width	Δλ	IF=50mA		18		nm
Dominant Wavelength	λD	IF=50mA		620		nm
Viewing Half Angle	θ1/2	IF=50mA		±13		deg
Rise Time	Tr	IF=50mA		35		ns
Fall Time	tf	IF=50mA		30		ns

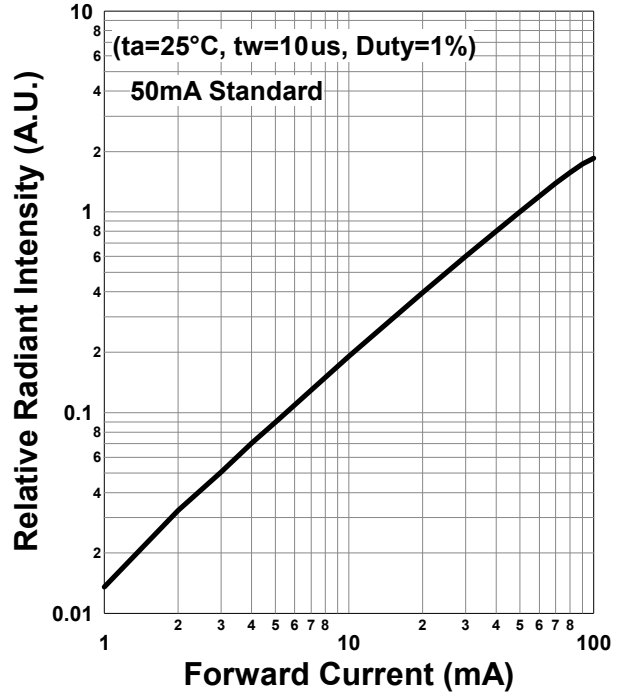
* Measured by S3584-08

** Measured by CIE17-2007 Condition B.

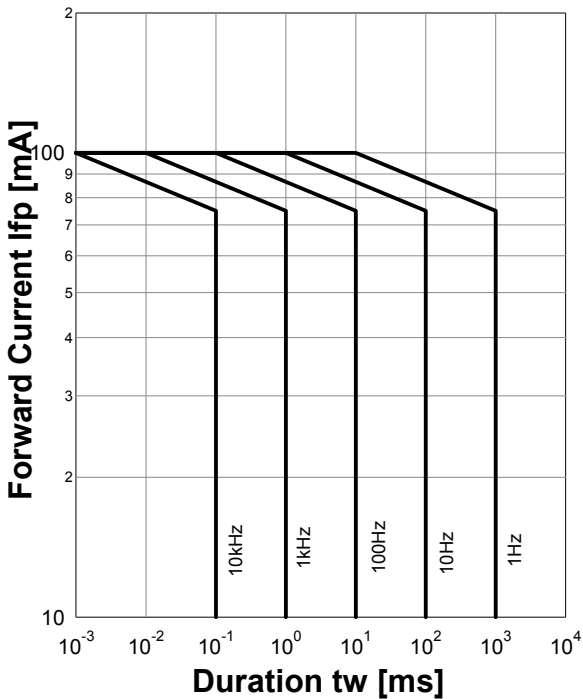
Forward Current - Forward Voltage



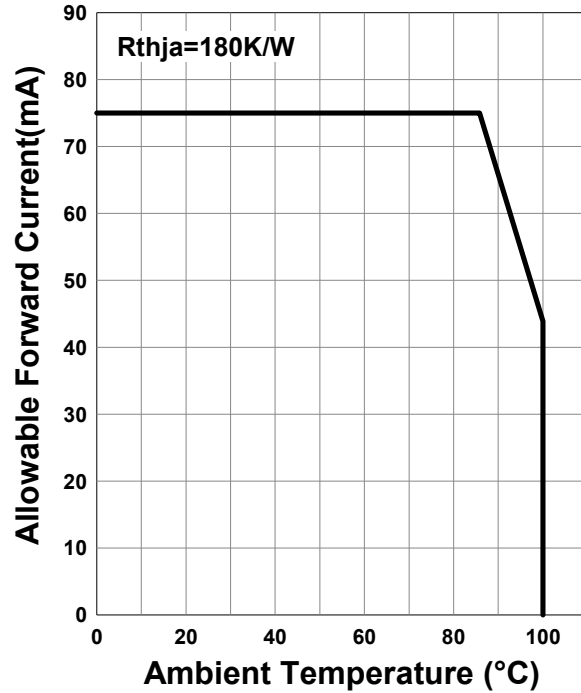
Relative Radiant Intensity - Forward Current

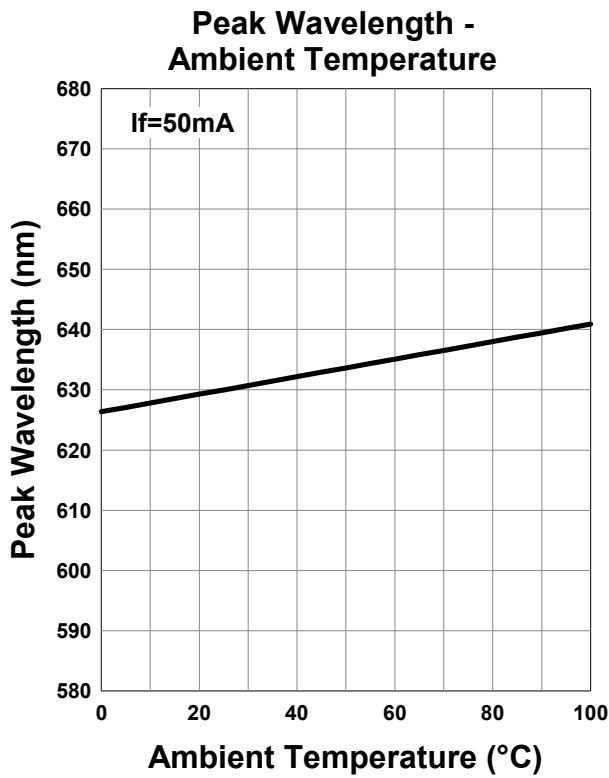
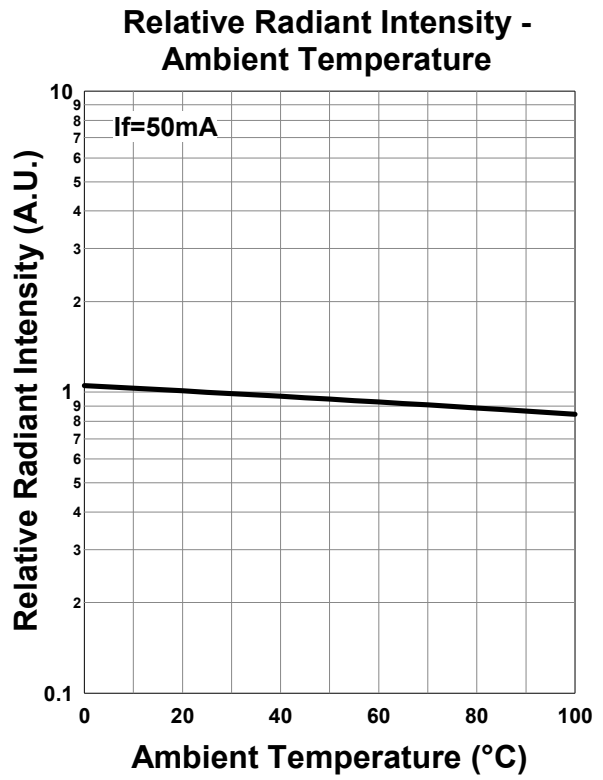
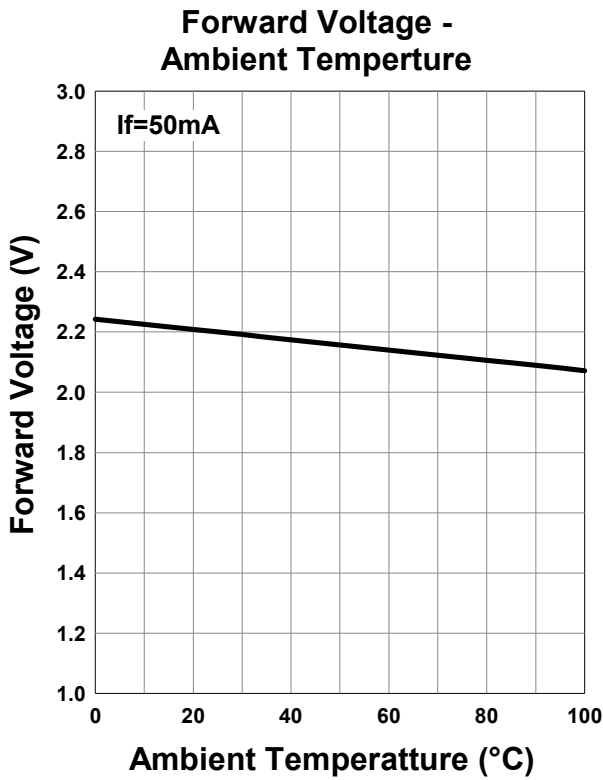


Forward Current - Pulse Duration

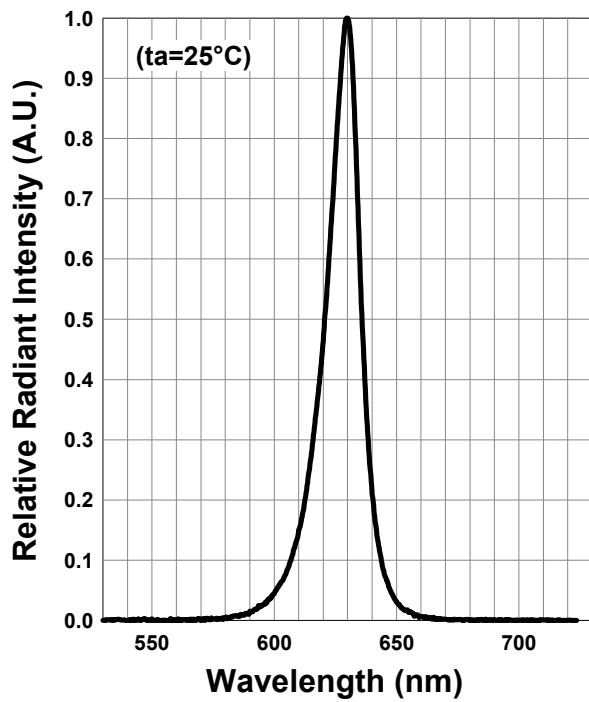


Allowable Forward Current - Ambient Temperature

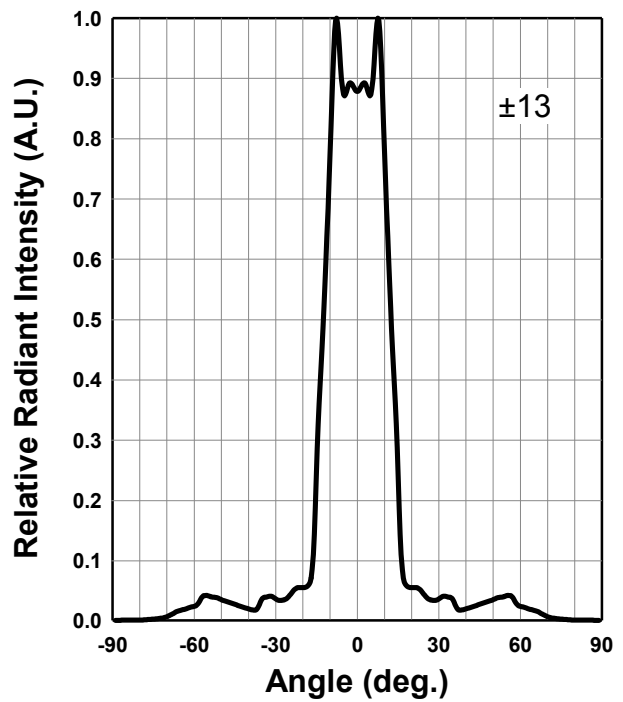




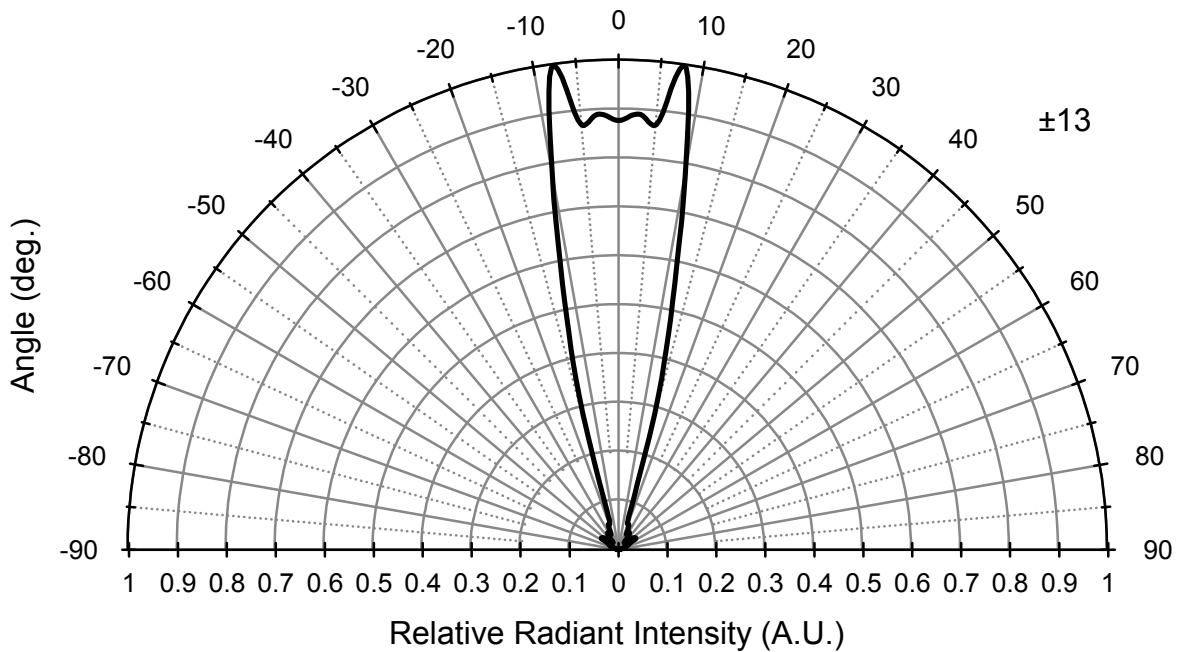
Relative Spectral Emission



Radiation Characteristics



Radiation Characteristics



Disclaimer

Product specifications and data shown in this product catalog are subject to change without notice for the purposes of improving product performance, reliability, design, or otherwise.

Product data and parameters in this catalog are typical values based on reasonably up-to-date measurements. Product data and parameters may vary by user application and over time.

Products shown in this catalog are intended to be used for general electronic equipment. Products are not guaranteed for applications where product malfunction or failure may cause personal injury or death, including but not limited to life-supporting / saving devices, medical devices, safety devices, airplanes, aerospace equipment, automobiles, traffic control systems, and nuclear reactor control systems.

2014.02