

SMBB365H-1100-Z

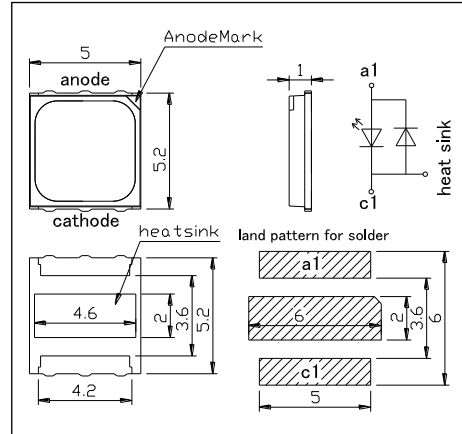
High Power Top LED

SMBB365H-1100 is an AlInGaN LED mounted on UV resistant package with copper heat sink and covered with silicone resin. On forward bias, it emits a band of 365nm.

<Specifications>

1. Product Name: High Power Top LED
2. Type Number: SMBB365H-1100-Z
3. Chip:
4. Chip Material: AlInGaN
5. Chip Dimension: 1000um x 1000um
6. Chip Number: 1pcs
7. Peak Wavelength: 365nm type
- 4.Package
 - Lead Frame Die: Silver Plated on Copper
 - Package Resin: PA9T Resin
 - Lens: Silicone Resin

Outer Dimension (Unit:mm)



Absolute Maximum Ratings				
Item	Symbol	Maximum Rated Value	Unit	Ambient Temperature
Power Dissipation	PD	1800	mW	Ta=25°C
Forward Current	IF	350	mA	Ta=25°C
Pulse Forward Current*	IFP	500	mA	Ta=25°C
Reverse Voltage	VR	Not designed for reverse operation	V	
Junction Temperature	Tj	120	°C	
Thermal Resistance	Rthja	10	K/W	
Operating Temperature	TOPR	-40 ~ +100	°C	
Storage Temperature	TSTG	-40 ~ +100	°C	
Soldering Temperature**	TSOL	250	°C	

* Duty=1% and Pulse Width=10us.

** Soldering condition must be completed within 5 seconds at 250.

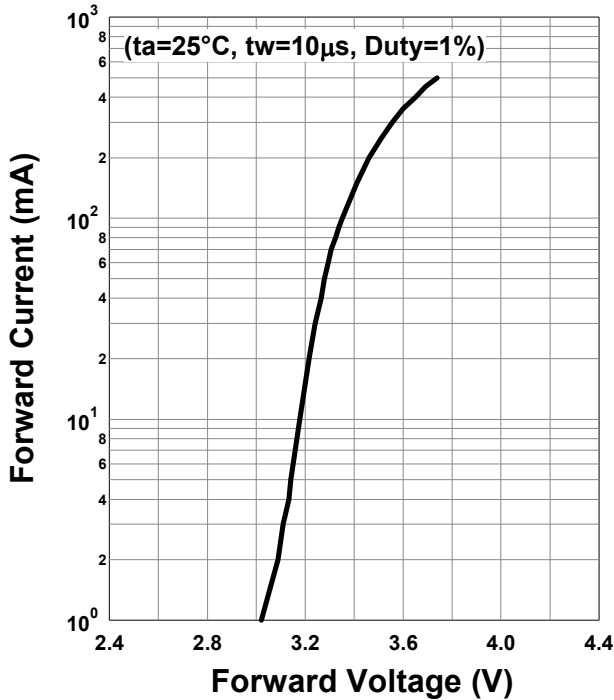
Electro-Optical Characteristics[Tc=25°C]						
Item	Symbol	Condition	Min	Typ	Max	Unit
Forward Voltage	VF	IF=20mA		3.6	5.0	V
	VFP	IPF=100mA		3.7		
Total Radiated Power*	PO	IF=20mA		80		mW
		IPF=100mA		110		
Radiant Intensity**	IE	IF=20mA		26		mW/sr
		IPF=100mA		36		
Peak Wavelength	λP	IF=20mA	360		370	nm
Half Width	Δλ	IF=20mA		12		nm
Viewing Half Angle	θ1/2	IF=20mA		±62		deg
Rise Time	tr	IF=20mA		50		ns
Fall Time	tf	IF=20mA		30		ns

* Radiated Power is measured by S3584-08.

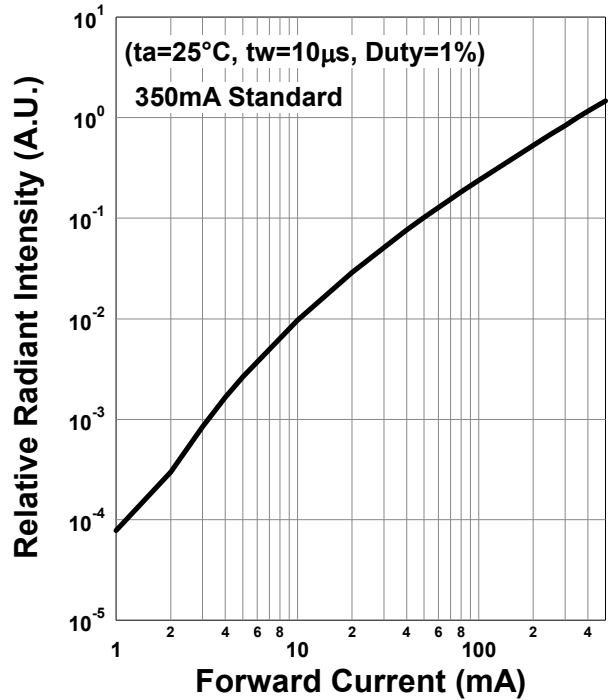
** Radiant Intensity is measured by CIE127-2007 Condition B.



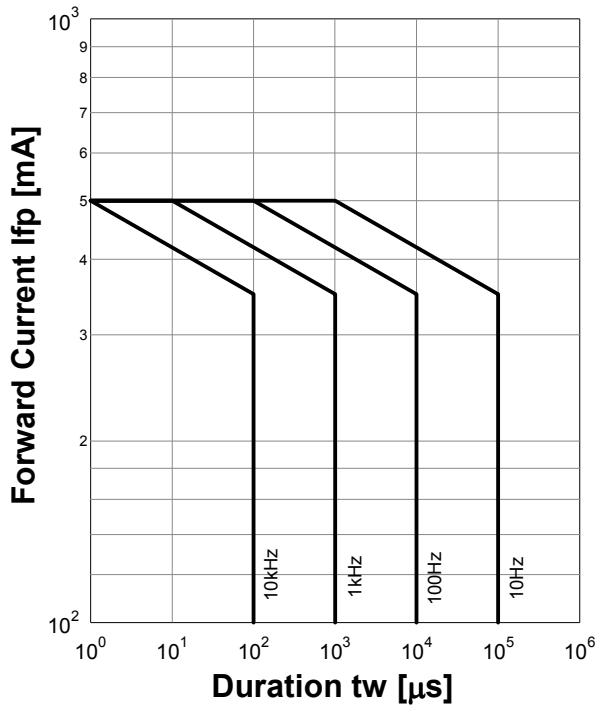
Forward Current - Forward Voltage



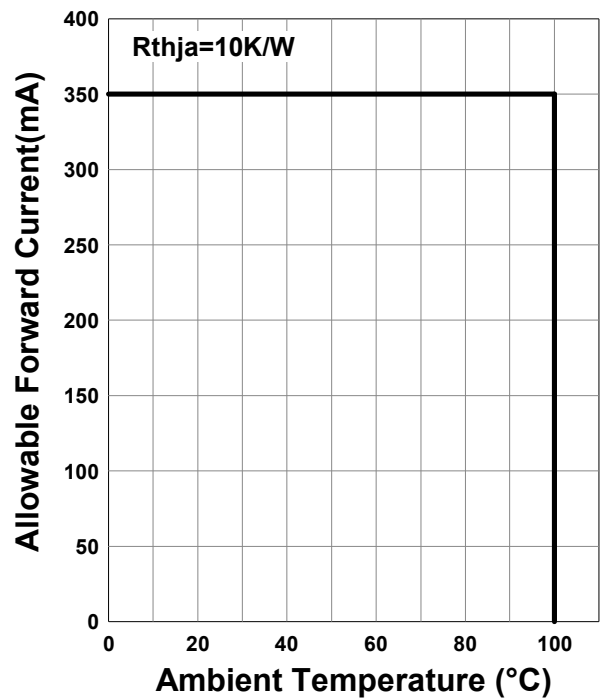
Relative Radiant Intensity - Forward Current

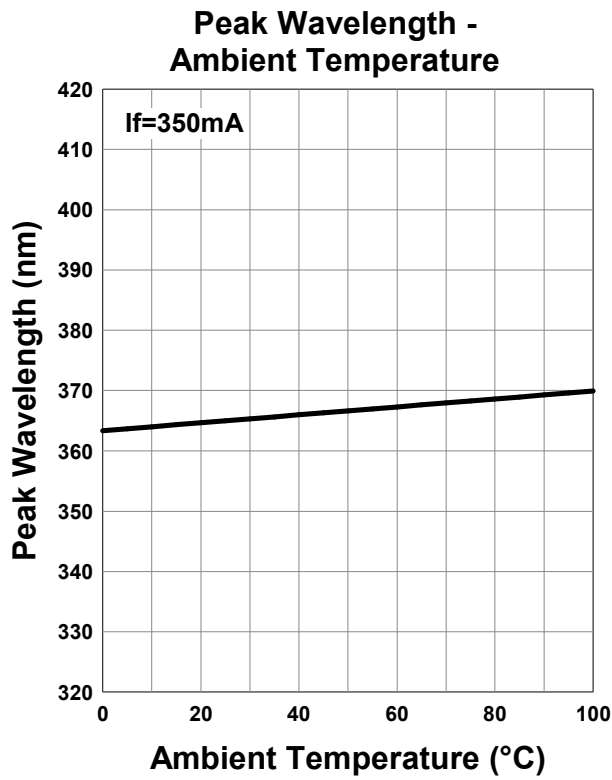
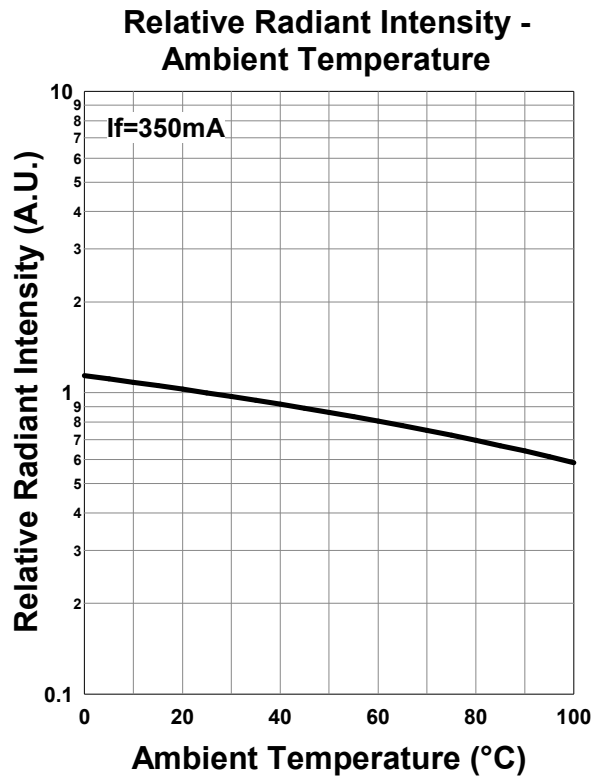
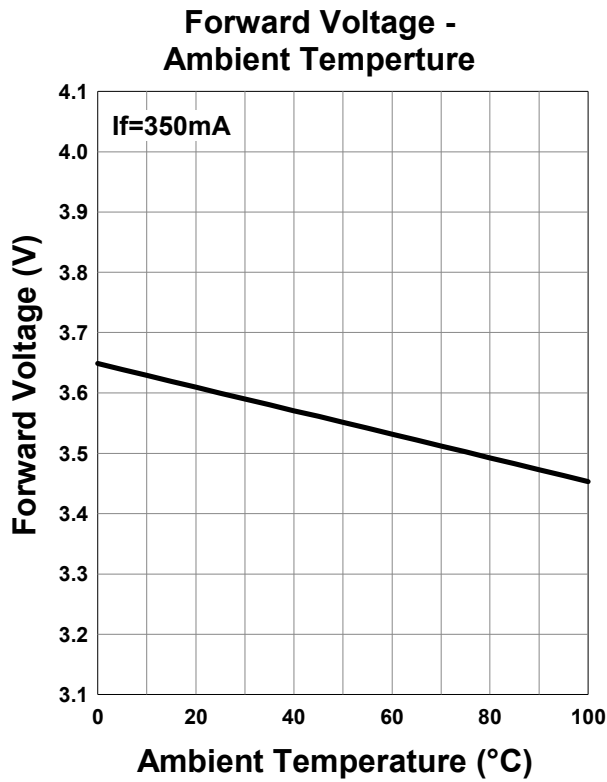


Forward Current - Pulse Duration

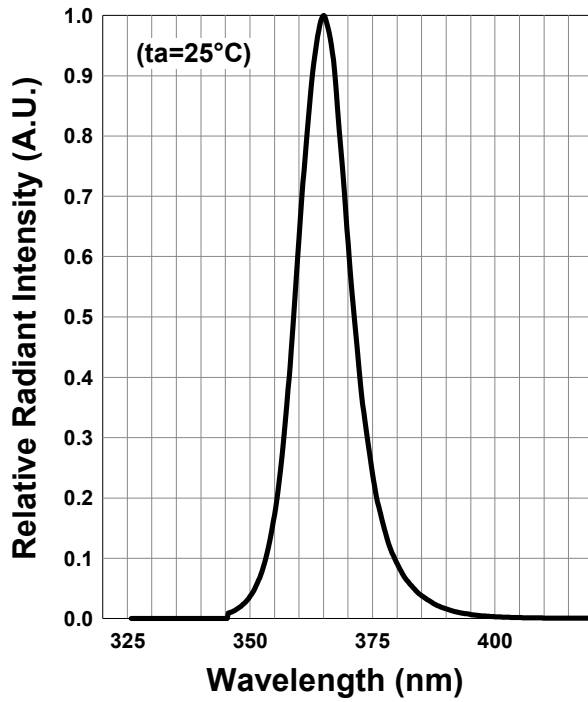


Allowable Forward Current - Ambient Temperature

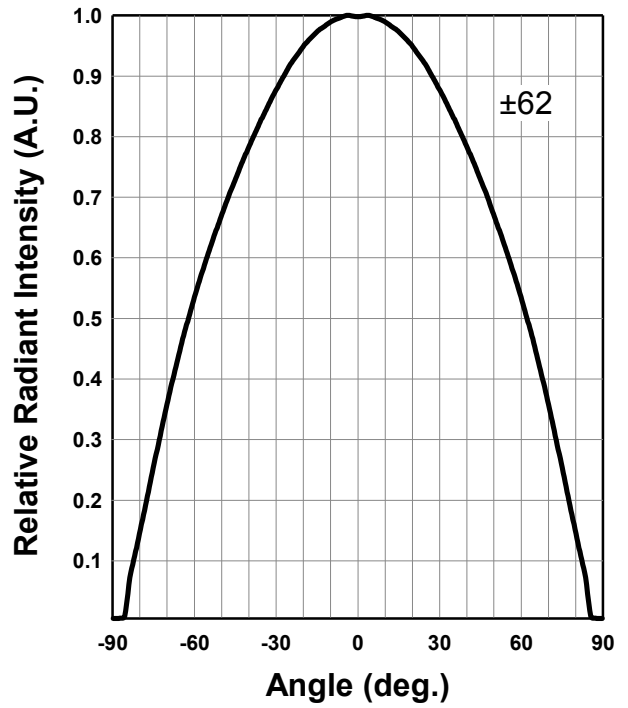




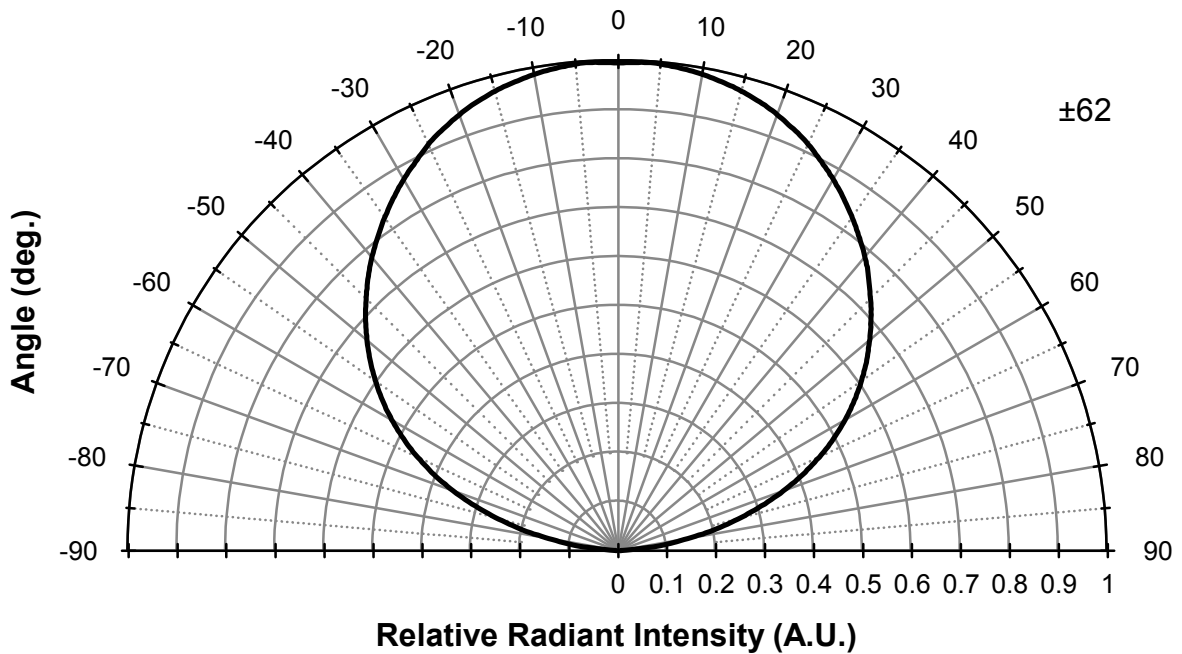
Relative Spectral Emission



Radiation Characteristics



Radiation Characteristics



Wrapping

Moisture barrier bag aluminum laminated film with a desiccant to keep out the moisture absorption during the transportation and storage.

SMD LED STORAGE AND HANDLING PRECAUTIONS

<Storage Conditions before Opening a Moisture-Barrier Aluminum Bag>

- Before opening a moisture-barrier aluminum bag, please store it at <30°C, <60%RH. Please note that the maximum shelf life is 12 months under these conditions.

<Storage Conditions after Opening a Moisture-Barrier Aluminum Bag>

- After opening a moisture-barrier aluminum bag, store the aluminum bag and silica gel in a desiccator.
- After opening the bag, please solder the LEDs within 72 hours in a room with 5 - 30°C, <50%RH.
- Please put any unused, remaining LEDs and silica gel back in the same aluminum bag and then vacuum-seal the bag.
- It is recommended to keep the re-sealed bag in a desiccator at <30%RH.

<Notes about Re-sealing a Moisture-Barrier Aluminum Bag>

- When vacuum-sealing an opened aluminum bag, if you find the moisture-indicator of the silica gel has changed to pink from blue (indicating a relative humidity of 30 % or more), please do not use the unused LEDs, the aluminum bag, or the silica gel.

<Notes about Opening a Re-sealed Moisture-Barrier Aluminum Bag>

- When opening a vacuumed and re-sealed aluminum bag in order to use the remaining LEDs stored in the bag, if you find that the moisture-indicator of the silica has changed to pink, please do not use the LEDs.

※The 72-hour- long floor life does not include the time while LEDs are stored in the moisture-barrier aluminum bag.

However, we strongly recommend to solder the LEDs as soon as possible after opening the aluminum bag.

Disclaimer

Product specifications and data shown in this product catalog are subject to change without notice for the purposes of improving product performance, reliability, design, or otherwise.

Product data and parameters in this catalog are typical values based on reasonably up-to-date measurements. Product data and parameters may vary by user application and over time.

Products shown in this catalog are intended to be used for general electronic equipment. Products are not guaranteed for applications where product malfunction or failure may cause personal injury or death, including but not limited to life-supporting / saving devices, medical devices, safety devices, airplanes, aerospace equipment, automobiles, traffic control systems, and nuclear reactor control systems.

2017.08