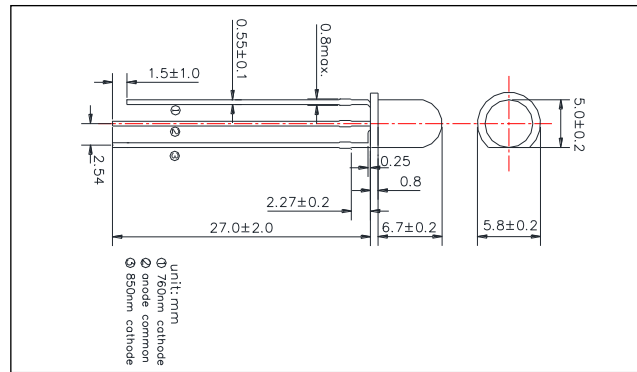


L760/850-04A
Bi-color LED Lamp

<Specifications>

- Chip Material: AlGaAs
- Chip Dimension: 400um x 400um
- Number of Chips: 2pcs
- Peak Wavelength: 760nm / 850nm typ.
- Package Type: Φ5mm Clear Molding
- Lead Frame: Soldered(Lead Free)
- Lens: Epoxy Resin

Outer Dimension (Unit:mm)



Absolute Maximum Ratings [Tc=25°C]				
Item	Symbol	Maximum Rated Value		Unit
		760nm	850nm	
Power Dissipation	PD	220	180	mW
Forward Current	IF	100		mA
Pulse Forward Current	VR	500		V
Reverse Voltage	VR	5		V
Thermal Resistance	Rthja	230		K/W
Junction Temperature	Tj	120		°C
Operating Temperature	TOPR	-40 ~ +100		°C
Storage Temperature	TSTG	-40 ~ +100		°C
Soldering Temperature	TSOL	265		°C

‡Pulse Forward Current condition: Duty 1% and Pulse Width=10us.

‡Soldering condition: Soldering condition must be completed with 3 seconds at 265°C.

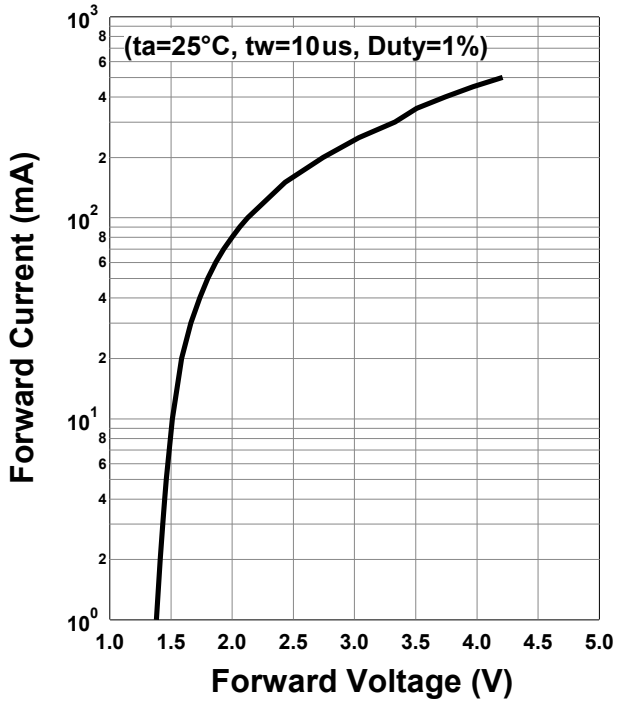
Electro-Optical Characteristics [Ta=25°C]										
Item	Symbol	Condition		Minimum		Typical		Maximum		Unit
		760	850	760	850	760	850	760	850	
Forward Voltage	VF	IF=50mA	IF=50mA			1.8	1.6	2.2	1.8	V
	VFP	IFP=500mA	IFP=1A			4.2	2.6			
Total Radiated Power*	PO	IF=50mA	IF=50mA			24	24			mW
		IFP=500mA	IFP=1A			220	230			
Peak wavelength	λP	IF=50mA	IF=50mA	750	840			770	860	nm
Half Width	Δλ	IF=50mA	IF=50mA			26	32			nm
Rise Time	tr	IF=50mA	IF=50mA			10	10			ns
Fall Time	tf	IF=50mA	IF=50mA			5	20			ns

‡Radiated Power is measured by S3584-08.

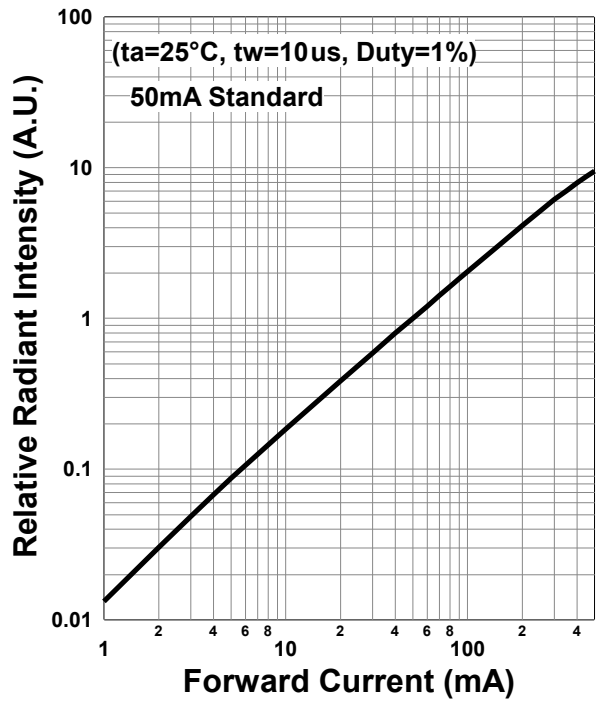


Typical Characteristic Curves
760nm

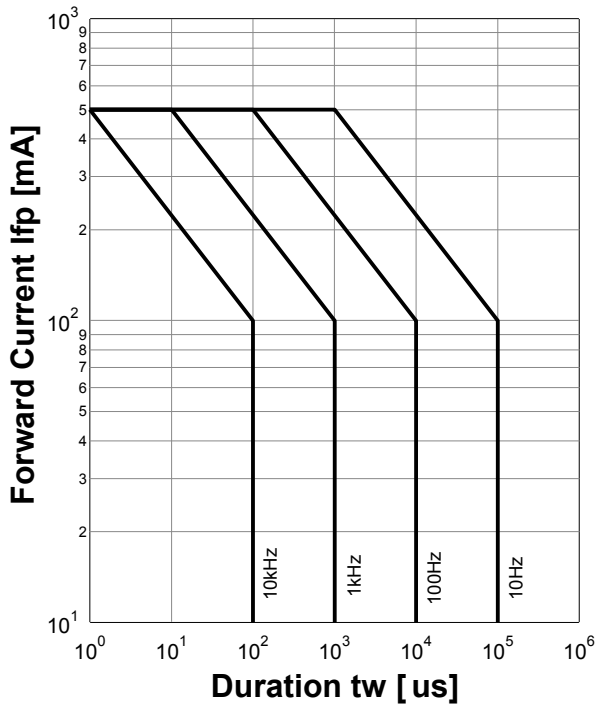
Forward Current - Forward Voltage



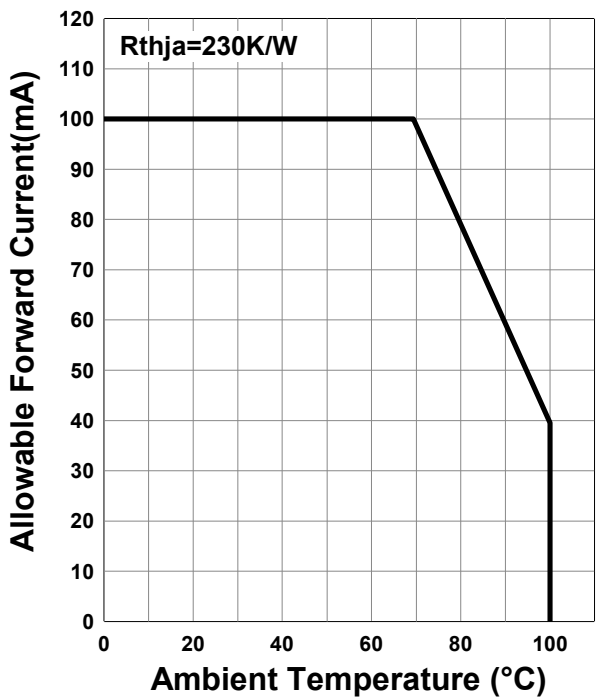
Relative Radiant Intensity - Forward Current



Forward Current - Pulse Duration

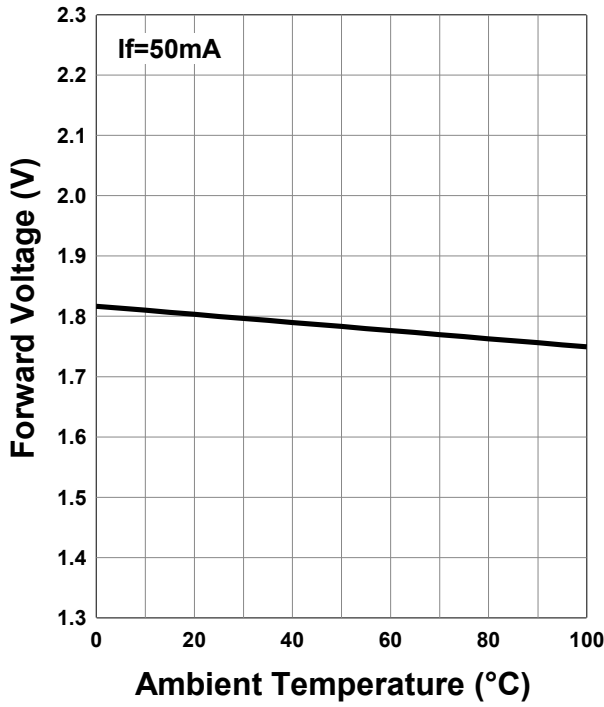


Allowable Forward Current - Ambient Temperature

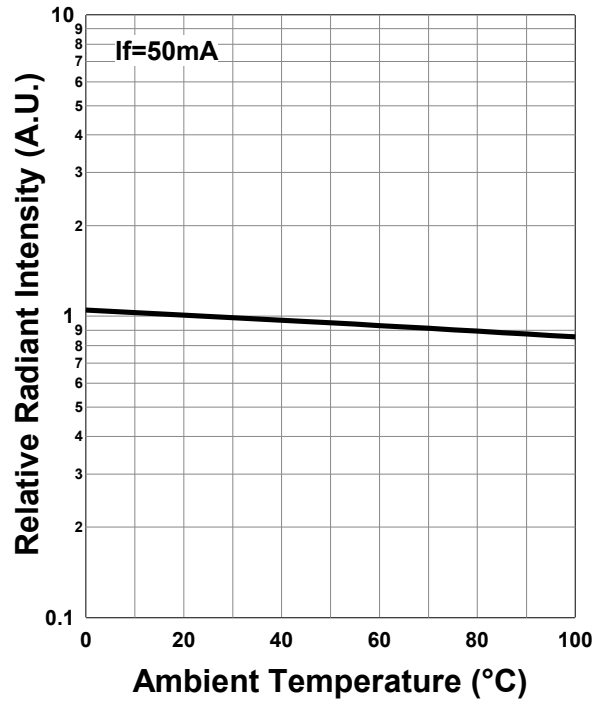


750nm

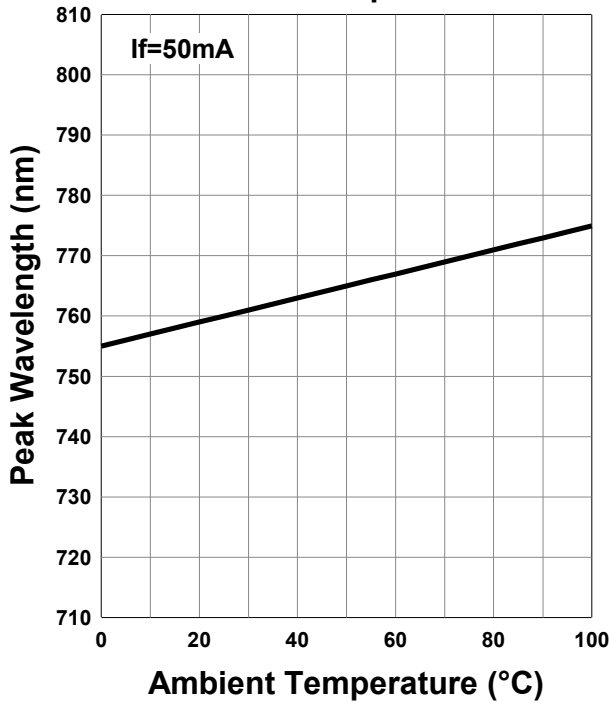
Forward Voltage - Ambient Temperature



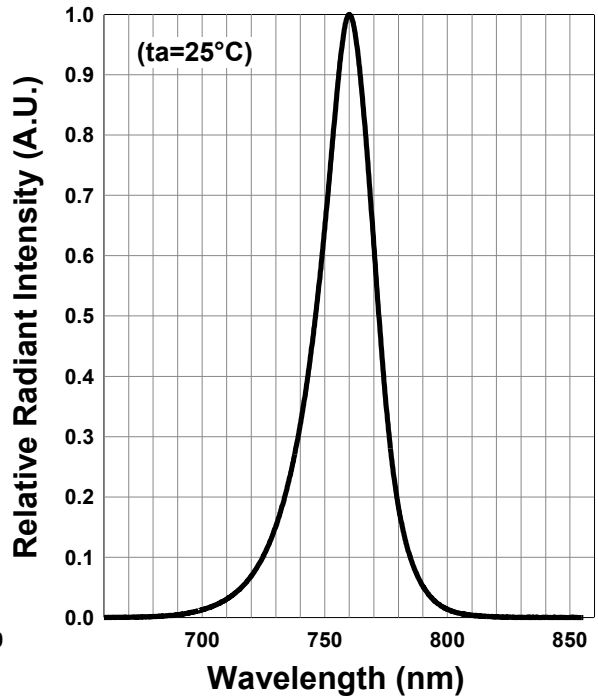
Relative Radiant Intensity - Ambient Temperature



Peak Wavelength - Ambient Temperature

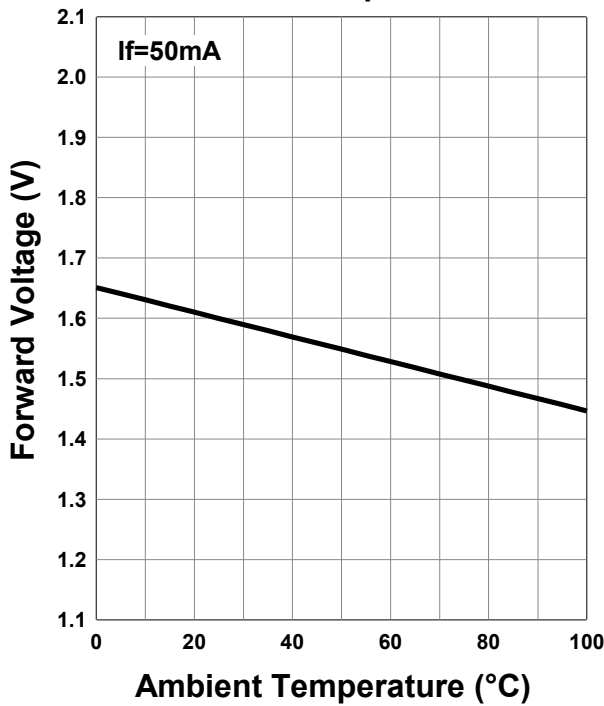


Relative Spectral Emission

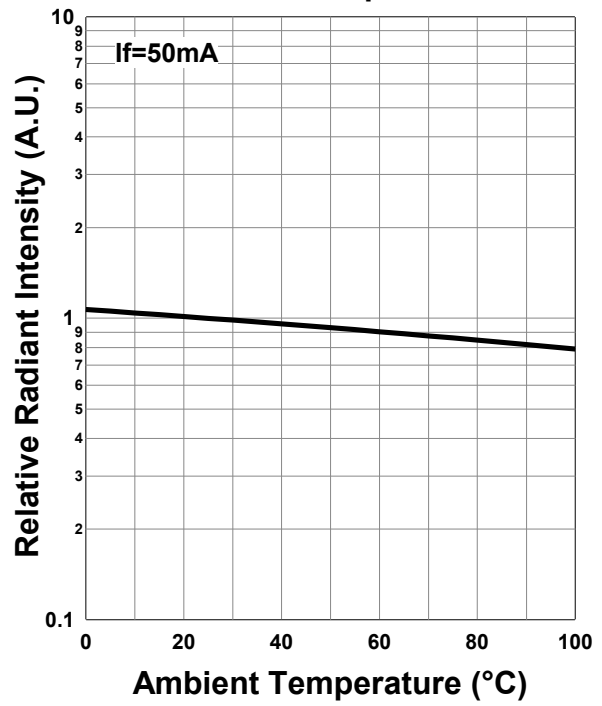


850nm

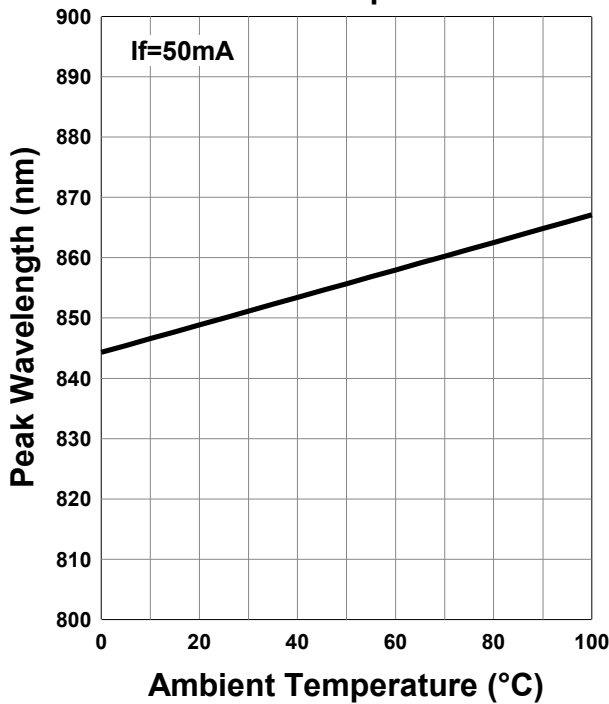
Forward Voltage - Ambient Temperature



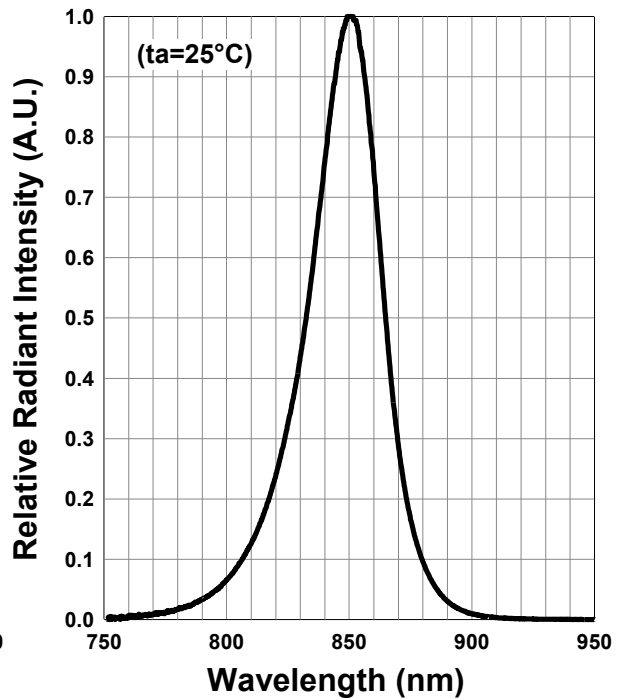
Relative Radiant Intensity - Ambient Temperature



Peak Wavelength - Ambient Temperature



Relative Spectral Emission



Disclaimer

Product specifications and data shown in this product catalog are subject to change without notice for the purposes of improving product performance, reliability, design, or otherwise.

Product data and parameters in this catalog are typical values based on reasonably up-to-date measurements.

Product data and parameters may vary by user application and over time.

Products shown in this catalog are intended to be used for general electronic equipment. Products are not guaranteed for applications where product malfunction or failure may cause personal injury or death, including but not limited to life-supporting / saving devices, medical devices, safety devices, airplanes, aerospace equipment, automobiles, traffic control systems, and nuclear reactor control systems.