

Model 308-FL-02 series

Bare Die (Flip chip form, Au Pad)

Typical Optical-Electrical Characteristics

($I_F=350\text{mA}$, $T_a=25^\circ\text{C}$)

Item	Symbol	Unit	308-FL-02-C		
			Min	Typ	Max
Peak Wavelength (*)	λ_p	nm	303	308	313
Radiant Flux (**)	P_o	mW	50	70	-
Full Width at Half Maximum	$\Delta\lambda$	nm	-	15	20
Forward Voltage	V_F	V	-	6.0	-

(*)Peak Wavelength Measurement tolerance is $\pm 3\text{nm}$.

(**)Radiant Flux Measurement tolerance is $\pm 10\%$.

Specification and dimension are subject to change for improvement without notice.

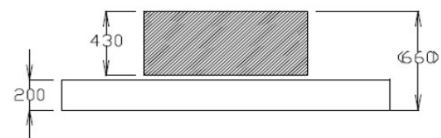
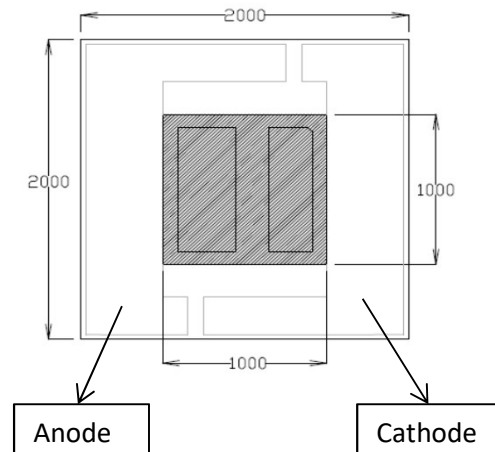
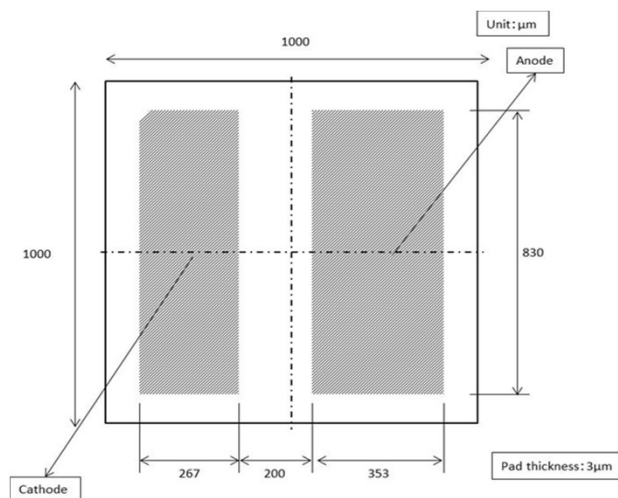
Product ID, Physical dimensions


With AlN Submount

308-FL-02-C

Bare Die

308-FL-02-S08



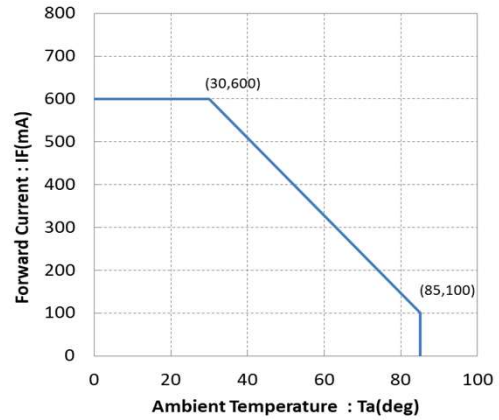
	<p>! WARNING</p>
	<ul style="list-style-type: none"> • LEDs emit very strong UV radiation. • Do not look at the LED light with the naked eye or irradiate the skin. UV radiation can harm your eyes and skin. • To prevent UV radiation exposure, wear protective eyewear and protective equipment. • If LEDs are embedded in devices, please indicate warning labels against the UV light LED used. • Keep out of reach of children.

Model 308-FL-02 series

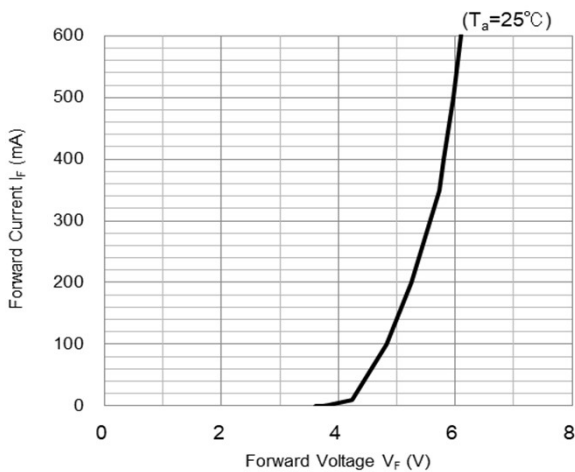
Absolute Maximum Ratings

Item	Symbol	Unit	Value
Forward Current	I_F	mA	600
Junction Temperature	T_J	°C	100
Operating Temperature	T_{OPR}	°C	-30 ~ +85
Storage Temperature	T_{STR}	°C	-40 ~ +85 (No condensation)

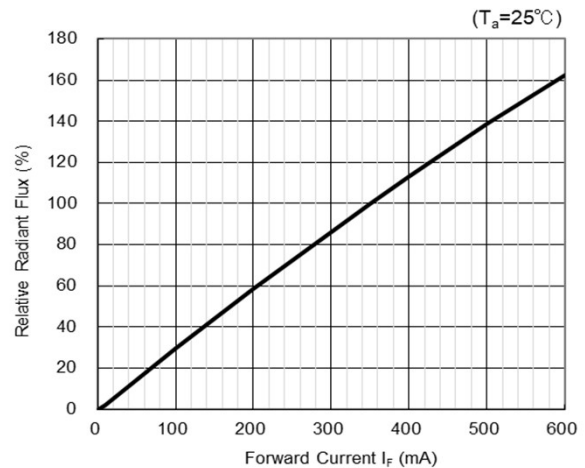
Derating Curve



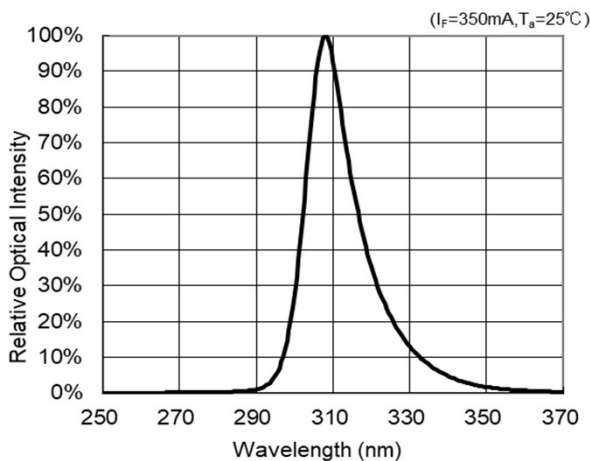
Forward Voltage vs Forward Current



Forward Current vs Radiant Flux



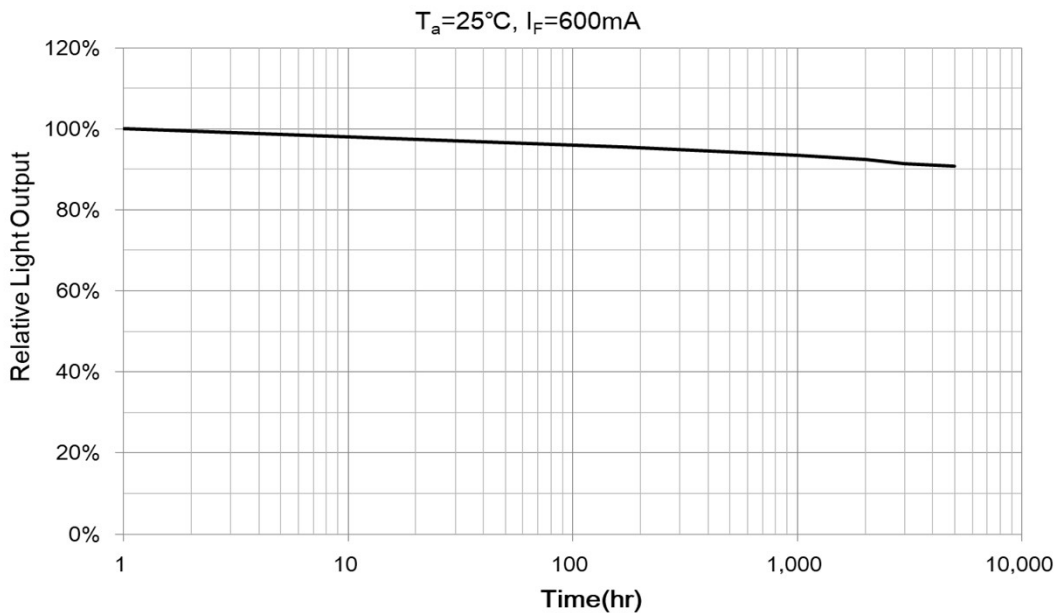
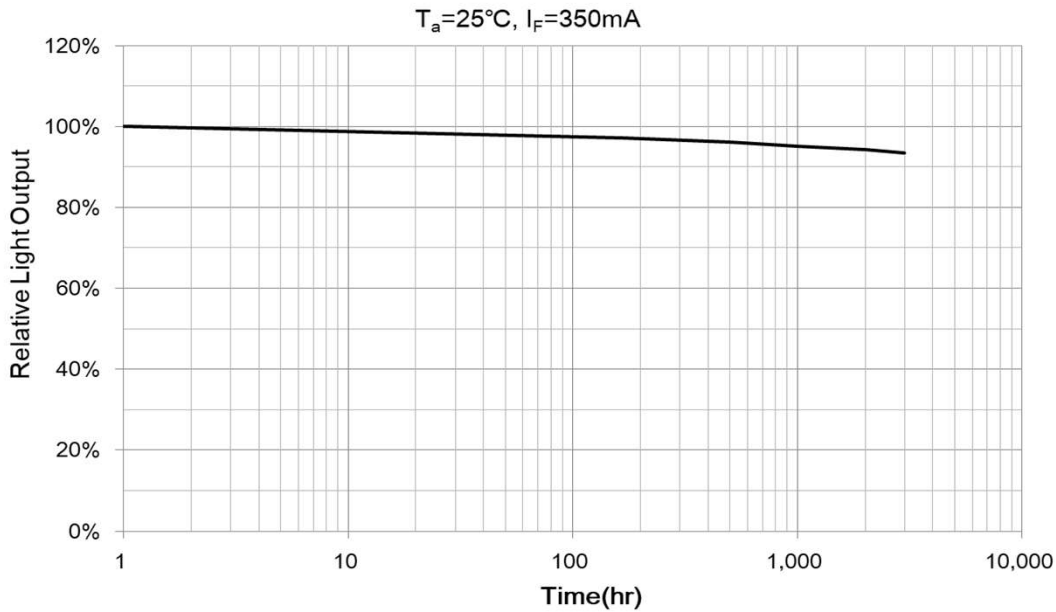
Spectrum



Model 308-FL-02 series

Life Expectancy Data

(for reference only)



This life data was measured with the AIN submount on Al-substrate and fan.