

# Model 340-FL-02 series

## Bare Die (Flip chip form, Au Pad)

### Typical Optical-Electrical Characteristics

( $I_F=350\text{mA}$ ,  $T_a=25^\circ\text{C}$ )

Item	Symbol	Unit	340-FL-02-C		
			Min	Typ	Max
Peak Wavelength	(*) $\lambda_p$	nm	335	340	345
Radiant Flux	(**) $P_o$	mW	50	70	-
Full Width at Half Maximum	$\Delta\lambda$	nm	-	9	15
Forward Voltage	$V_F$	V	-	5.5	6.5

(\*)Peak Wavelength Measurement tolerance is  $\pm 3\text{nm}$ .

(\*\*)Radiant Flux Measurement tolerance is  $\pm 10\%$ .

Specification and dimension are subject to change for improvement without notice.

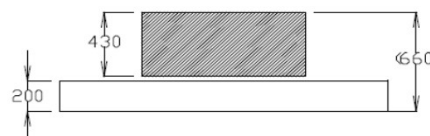
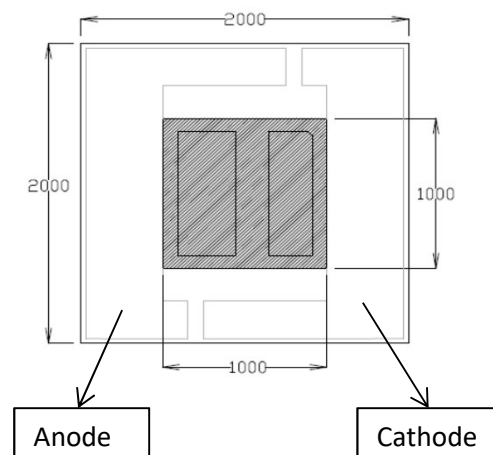
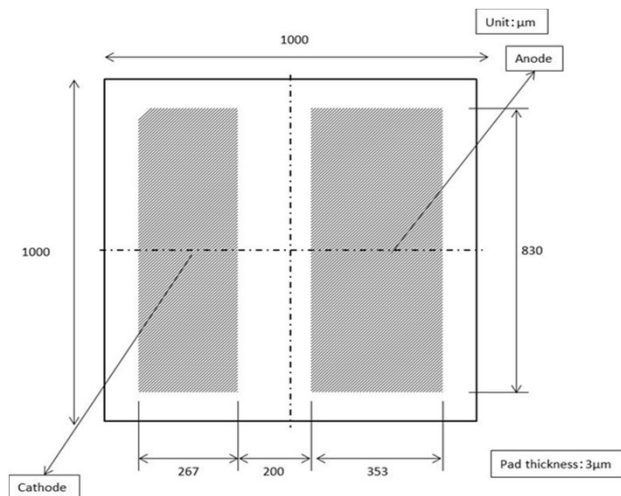
### Product ID, Physical dimensions


**340-FL-02-C**

Bare Die

**340-FL-02-S08**

With AlN Submount



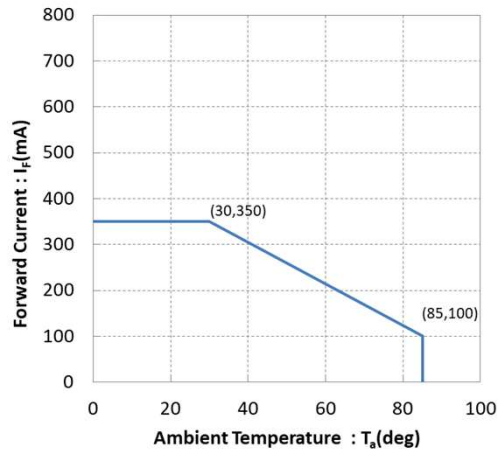
	<b>⚠ WARNING</b>
	<ul style="list-style-type: none"> <li>• LEDs emit very strong UV radiation.</li> <li>• Do not look at the LED light with the naked eye or irradiate the skin. UV radiation can harm your eyes and skin.</li> <li>• To prevent UV radiation exposure, wear protective eyewear and protective equipment.</li> <li>• If LEDs are embedded in devices, please indicate warning labels against the UV light LED used.</li> <li>• Keep out of reach of children.</li> </ul>

# Model 340-FL-02 series

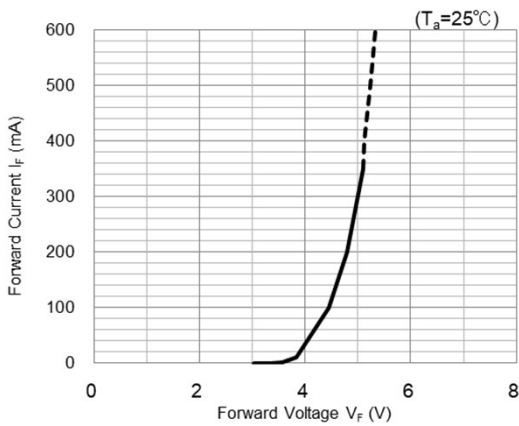
## Absolute Maximum Ratings

Item	Symbol	Unit	Value
Forward Current	$I_F$	mA	350
Junction Temperature	$T_J$	°C	90
Operating Temperature	$T_{OPR}$	°C	-30 ~ +85
Storage Temperature	$T_{STR}$	°C	-40 ~ +85 (No condensation)

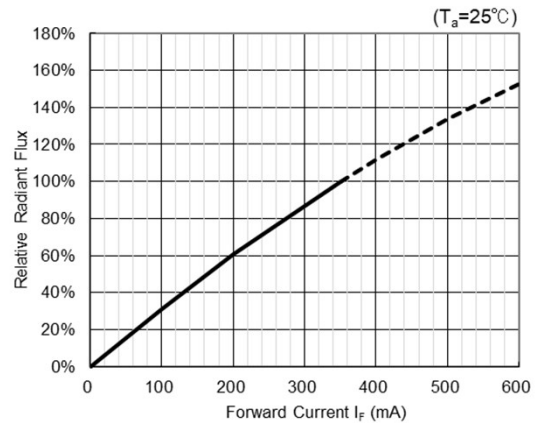
## Derating Curve



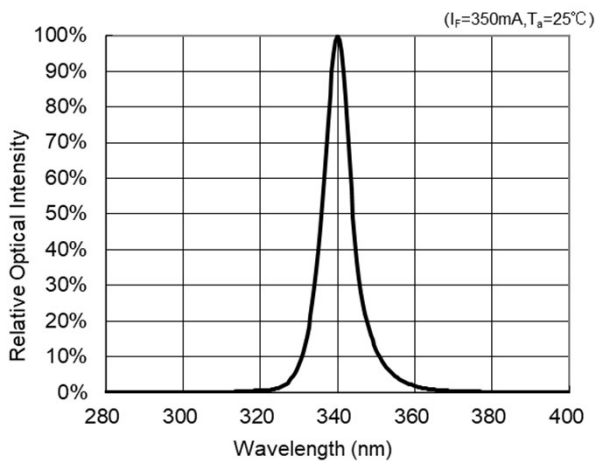
## Forward Voltage vs Forward Current



## Forward Current vs Radiant Flux



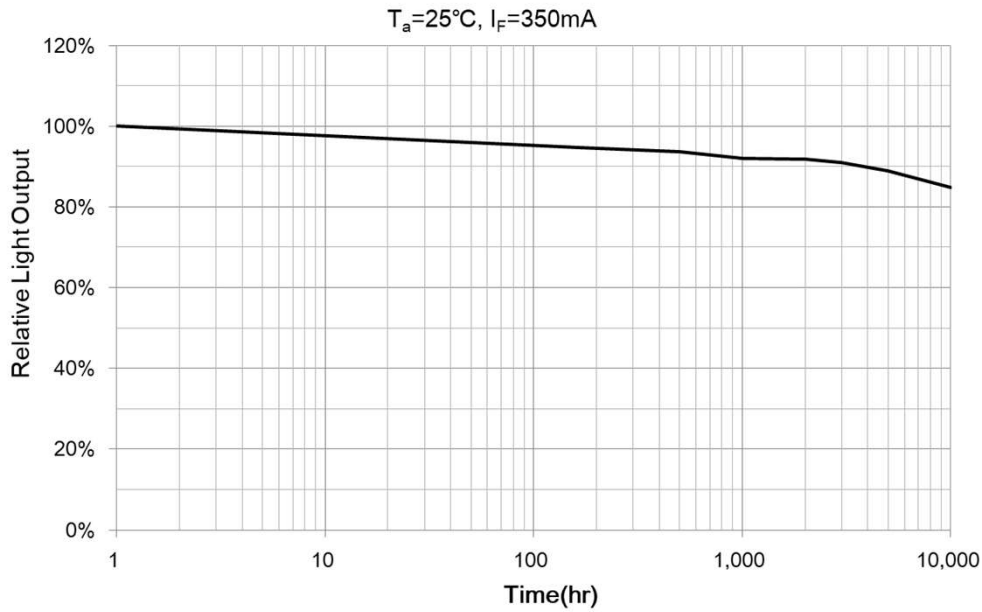
## Spectrum



# Model 340-FL-02 series

## Life Expectancy Data

(for reference only)



This life data was measured with the AIN submount on Al-substrate and fan.