

MODEL xFxVL-1H411 series TO-18 Hemispherical Can Type



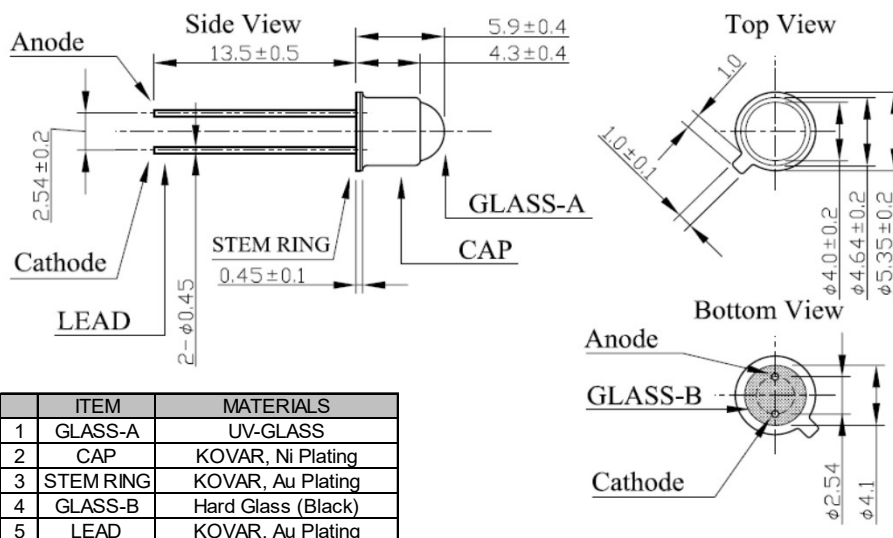
Mechanical Specifications and Materials (Unit: mm)

Product ID

310nm: UF1VL-1H411

325nm: UF3VL-1H411

340nm: UF4VL-1H411



Typical Optical-Electrical Characteristics (I_F=20mA, T_a=25°C)

Item	Symbol	Unit	UF1VL	UF3VL	UF4VL
Peak Wavelength	(*) λ _p	nm	310±5	325±5	340±5
Radiant Flux	(**) P _o	mW	1.3	1.4	1.3
Full Width at Half Maximum	∠λ	nm	15	11	9
Forward Voltage	V _F	V	5	4.5	4.0
Viewing Half Angle	2θ _{1/2}	deg.	40	40	40

(*)Peak Wavelength Measurement tolerance is ±3nm.

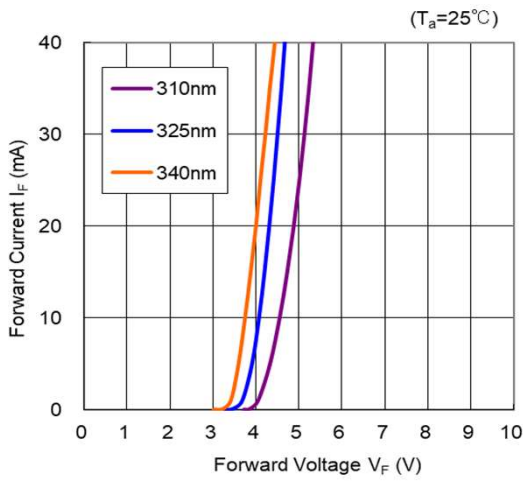
(**)Radiant Flux Measurement tolerance is ±10%.

Specification and dimension are subject to change for improvement without notice.

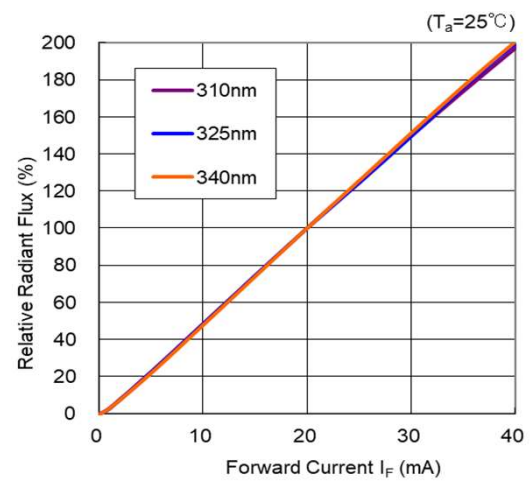
Absolute Maximum Ratings

Item	Symbol	Unit	Ambient Temperature
Forward Current	I _{Fmax}	mA	T _a =25°C
Operating Temperature	T _{OPR}	°C	-30 ~ +80
Storage Temperature	T _{STG}	°C	-40 ~ +100
Soldering Temperature	T _{SOL}	°C	350 (within 3sec)
			250 (within 5sec)
			Manual soldering process
			Flow soldering process

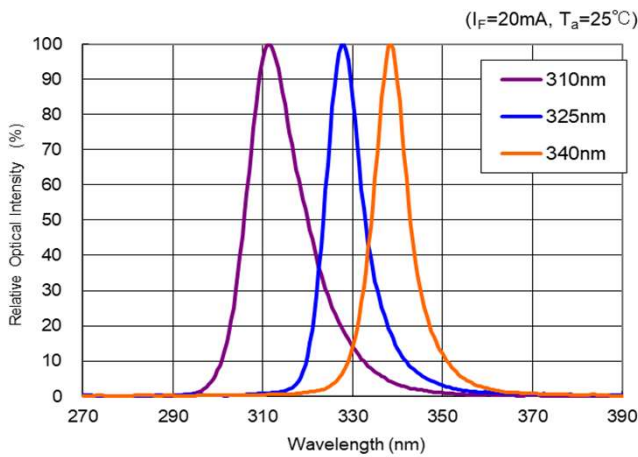
Forward Voltage vs Forward Current



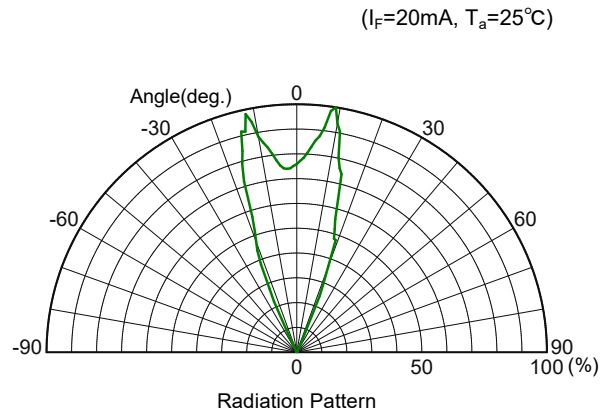
Forward Current vs Radiant Flux





Spectrum



Radiation Pattern



	 WARNING
	<ul style="list-style-type: none"> • LEDs emit very strong UV radiation. • Do not look at the LED light with the naked eye or irradiate the skin. <li style="padding-left: 20px;">UV radiation can harm your eyes and skin. • To prevent UV radiation exposure, wear protective eyewear and protective equipment. • If LEDs are embedded in devices, please indicate warning labels against the UV light LED used. • Keep out of reach of children.