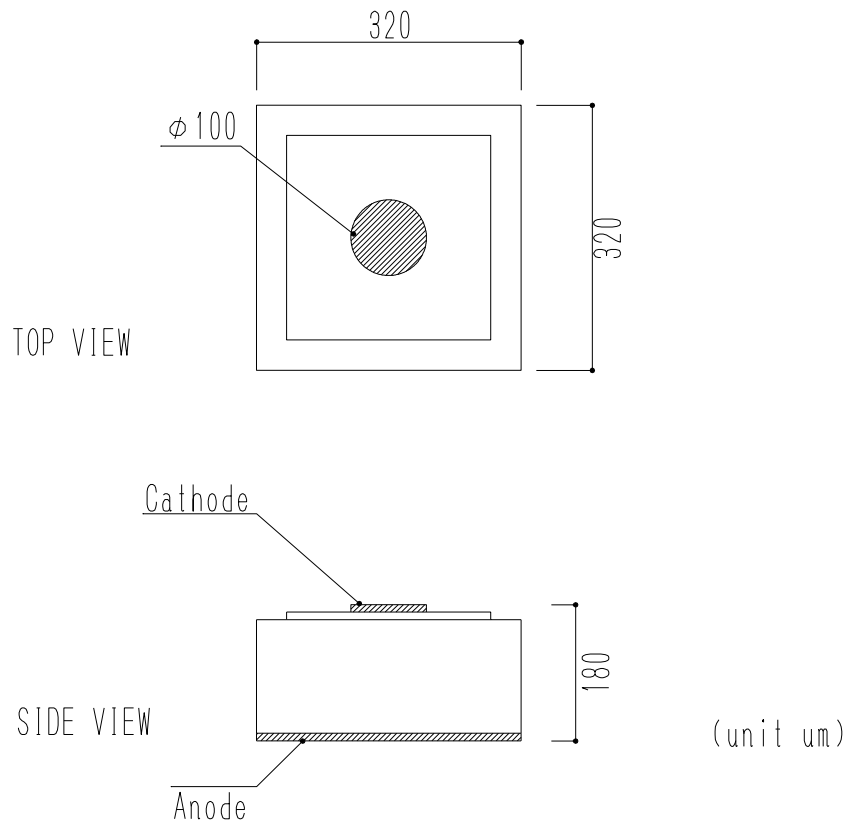


C1550D-35

InGaAsP IR LED Chip

Outline



Characteristics

- Materials: InGaAsP
- Dimension
 - Chip Size: 320 +/-30 μm x 320 +/-30 μm
 - Chip thickness: 180 +/-25 μm
 - N bonding pad: $\phi 100$ +/-10 μm
- Bonding pad: Au

Absolute Maximum Ratings

Item	Symbol	Condition	Ratings	Unit
Forward Current	IF	Ta=25 °C	100	mA
Pulse Forward Current	IFP	Ta=25 °C Duty 1%, Pulse Width 10us	1000	mA
Reverse Voltage	VR	Ta=25 °C	5	V
Junction Temperature	Tj	-	120	°C
Operating Temperature	Topr	-	-40 ~ +100	°C
Storage Temperature	Tstg	Chip	-40 ~ +100	°C
		Chip on Tape	+5 ~ +30	°C

‡ Maximum Ratings are dependent on package.

Optical and Electrical Characteristics (Tc=25°C)⁽¹⁾

Parameter	Symbol	Condition	Min	Typ	Max	Unit
Forward Voltage	VF1	IF=50mA ⁽³⁾		1.0	1.3	V
	VFP	IFP=1A Duty 1%, Pulse Width 10us		2.5		
Total Radiated Power ⁽²⁾	PO1	IF=50mA ⁽³⁾	2.0	2.9		mW
	POp	IFP=1A Duty 1%, Pulse Width 10us		15		
Reverse Current	IR	VR=5V			10	uA
Peak Wavelength	λ_p	IF=50mA ⁽³⁾	1520	1550	1580	nm
Spectral Half Width	$\Delta\lambda$	IF=50mA ⁽³⁾		110		nm
Rise Time	tr	IF=50mA		60		ns
Fall Time	tf	IF=50mA		30		ns

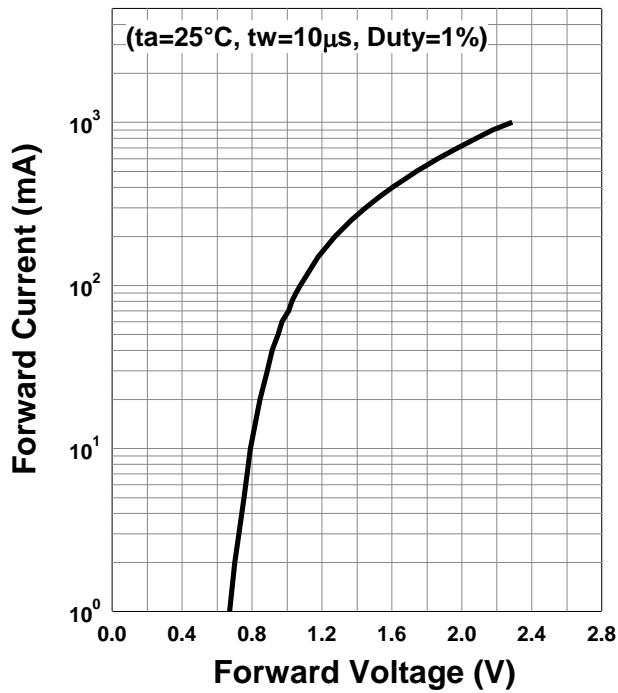
(1) Die shall be mounted on TO-18 gold header without resin coated.

(2) Radiated Power is measured by G8370-85.

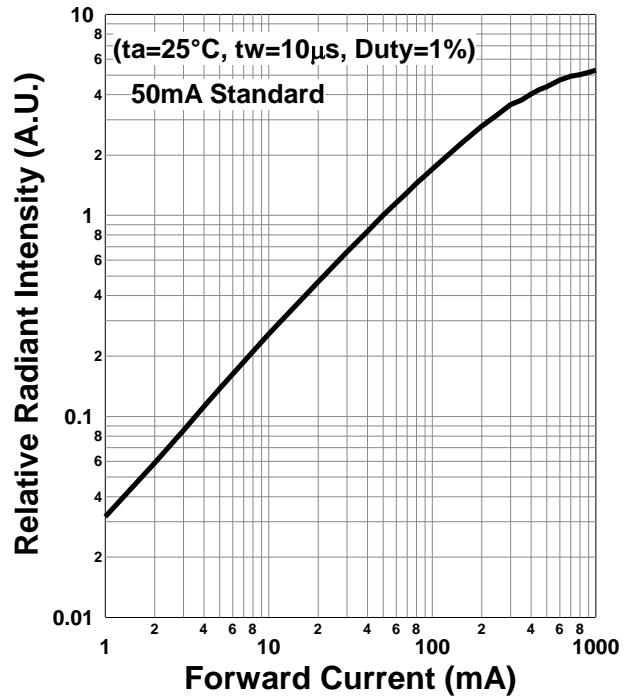
(3) Applied time is 10msec.

Typical Characteristic Curves

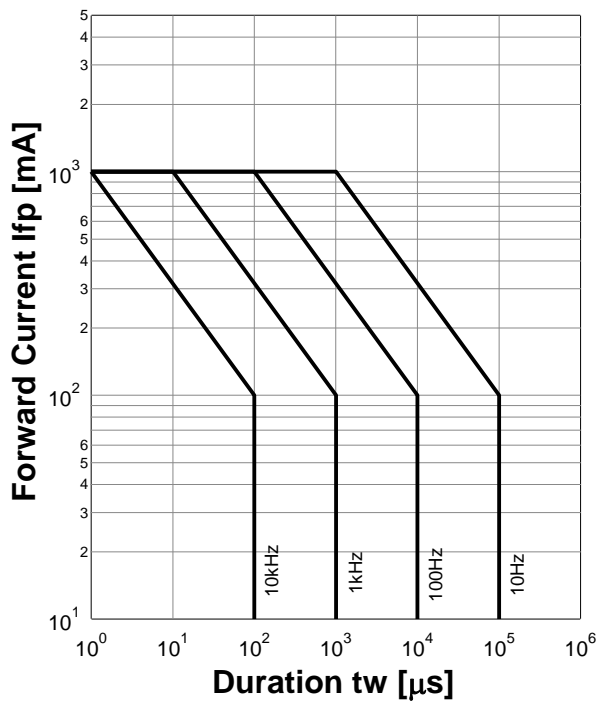
Forward Current - Forward Voltage



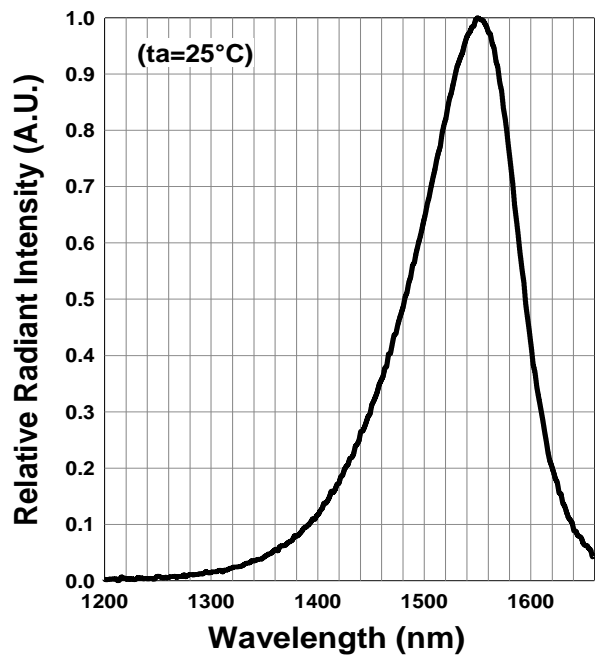
Relative Radiant Intensity - Forward Current



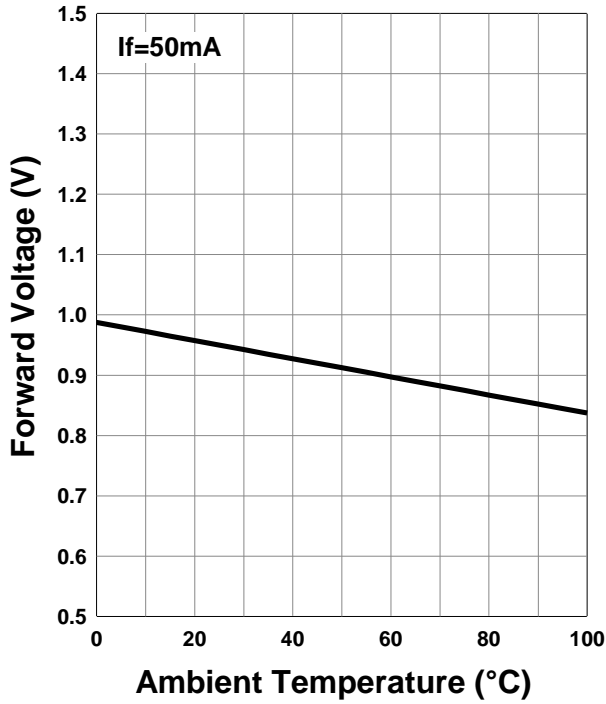
Forward Current - Pulse Duration



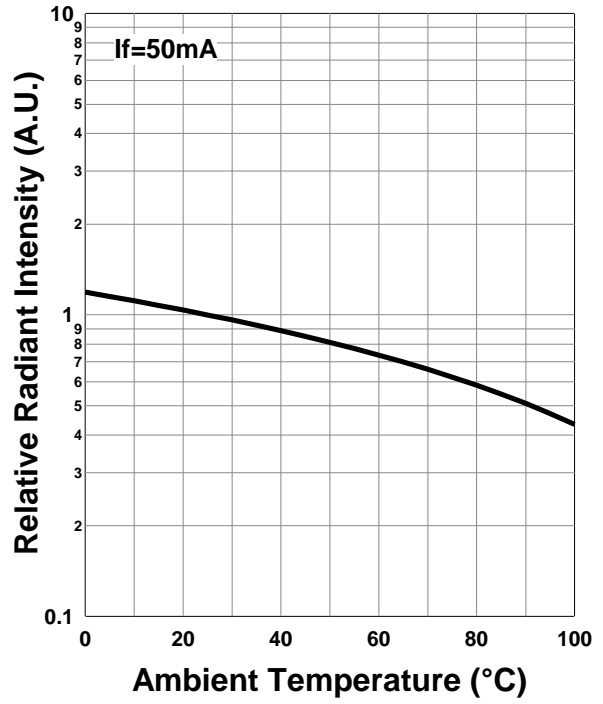
Relative Spectral Emission



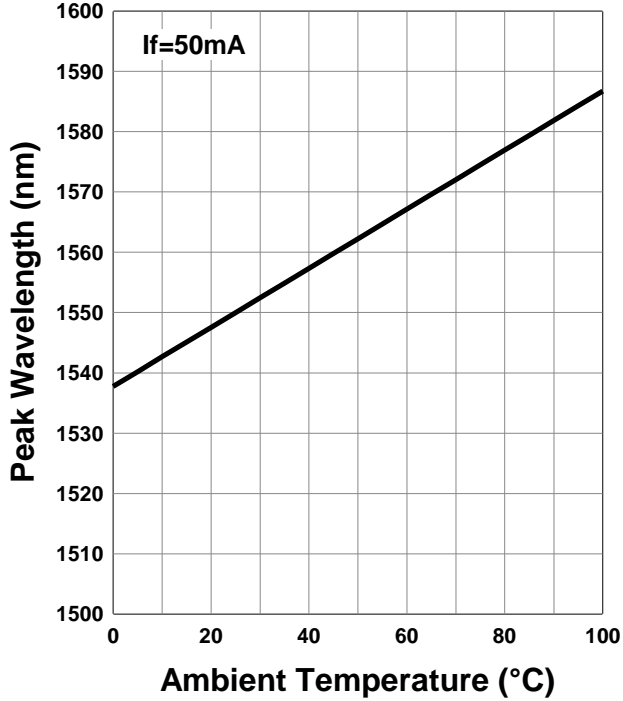
Forward Voltage - Ambient Temperature



Relative Radiant Intensity - Ambient Temperature



Peak Wavelength - Ambient Temperature



Disclaimer

Product specifications and data shown in this product catalog are subject to change without notice for the purposes of improving product performance, reliability, design, or otherwise.

Product data and parameters in this catalog are typical values based on reasonably up-to-date measurements.

Product data and parameters may vary by user application and over time.

Products shown in this catalog are intended to be used for general electronic equipment. Products are not guaranteed for applications where product malfunction or failure may cause personal injury or death, including but not limited to life-supporting / saving devices, medical devices, safety devices, airplanes, aerospace equipment, automobiles, traffic control systems, and nuclear reactor control systems.

2202①-NP